

INCORPORATED VILLAGE OF LYNBROOK



ADOPTED BUDGET

Fiscal Year June 1, 2023 to May 31, 2024

Alan C. Beach,	Mayor
Michael N. Hawxhurst,	Trustee
Robert Boccio,	Trustee
Ann Marie Reardon,	Trustee

John Giordano, Budget Officer

I certify that this is a true copy of the budget of the Village of Lynbrook for the fiscal year ending May 31, 2024 as it was adopted by the Village Board on April 17, 2023.

Signed: _____

John Giordano, Budget Officer

Inc. Village of Lynbrook

Inc. 1911

1 Columbus Drive, P.O. Box 7021, Lynbrook, NY 11563
Phone (516) 599-8300 ~ Fax (516) 887-8148 ~ WWW.LYBROOKVILLAGE.NET

Village Administrator

John Giordano
Phone (516) 599-8300
Fax (516) 887-8148

Village Assessor

Lisa Kenny
Phone (516) 593-6505
Fax (516) 593-8309

Village Attorney

Thomas D. Atkinson
Phone (516) 593-1771
Fax (516) 593-1816

Building Superintendent

Brian Stanton
Phone (516) 599-8828
Fax (516) 593-8309

Court Clerk

Michele Rouse-Nolan
Phone (516) 599-0416
Fax (516) 599-0448

Village Justice

William J. McLaughlin
Phone (516) 599-0416
Fax (516) 599-0448

Associate Village Justice

Brendan Hughes
Phone (516) 599-0416
Fax (516) 599-0448

Emergency Management Officer

Robert Cribbin
Phone (516) 599-8838 X278
Fax (516) 596-9427

Fire Chief

Daniel Ambrosio
Phone (516) 599-1547
Fax (516) 593-2433

Library Director

Robyn Gilloon
Phone (516) 599-8630
Fax (516) 596-1312

Parks Supervisor

Keith Bonomo
(516) 599-8000
Fax (516) 593-8311

Police Chief

Brian Paladino
(516) 599-3300
Fax (516) 596-0199

Public Works Superintendent

Philip Healey
(516) 599-8838
Fax (516) 596-9427

Recreation Supervisor

(516) 599-8000
Fax (516) 593-8311

TABLE OF CONTENTS

<u>Final Budget 2023-2024</u>	<u>Page No.</u>
Budget Message.....	1-3
Tax Exemption Report.....	4-5
Tax Rate Schedule.....	6
Tax Rate Table, Revenue & Expense Summary...	7
Schedule of Estimated Revenues.....	8-11

Expense Budget (Detail):

Board of Trustees.....	12
Village Justice.....	12
Mayor.....	12
Treasurer.....	12
Assessment.....	13
Village Clerk.....	13
Law.....	13
Engineering.....	13
Election.....	14
Records Management.....	14
Village Hall.....	14
Central Garage.....	14
Central Communications.....	15
Central Mailing.....	15
Special Items (Insurance, Tax Certs, etc.).....	15
Public Safety (Police).....	16
Auxiliary Police.....	16
Traffic Control.....	16
Parking Fields.....	17
Fire Department.....	17
Animal Control.....	18
Safety Inspection.....	18
Emergency Management.....	18
Public Health.....	18
Registrar Vital Statistics.....	18
Drug Abuse Prevention.....	19
Street Administration.....	19
Street Maintenance.....	19
CHIPS Permanent Improvements.....	20
Snow Removal.....	20
Street Lighting.....	20
Sidewalks.....	20
Publicity.....	20
Parks.....	21
Pool.....	21
Youth Programs.....	22

	<u>Page No.</u>
Historian.....	22
Celebrations/Culture.....	22
Adult Recreation.....	23
Zoning.....	23
Refuse Collection & Disposal.....	23
Street Cleaning.....	23
Emergency Tenant Protection.....	23
Undistributed Employee Benefits.....	24
Transfers to Other Funds.....	24
Short Term Debt Service.....	24
Appropriations Total.....	24
Library Fund Revenue.....	25
Library Fund Expenses.....	26
Schedule of Salaries & Wages.....	27-31
Contractual - 2023/2024.....	32-33
Debt Service Schedule.....	34-37
Bond Payable Schedule.....	38
Schedule of Bonded Indebtedness.....	39
Schedule of Bonded Projects.....	40
Appropriated Surplus Schedule.....	41
Appropriated Fund Balance By Year.....	42
Unappropriated Fund Balance by Year.....	43
Fund Balance Policy.....	44
Reserve Fund Balance Schedule.....	45
Capital Plan-Fire Dept.....	46
Police Dept.....	47
DPW Equipment.....	48
DPW Projects.....	49
Recreation.....	50
Assessing/Building.....	51
Clerk/Court.....	52
Channel 20/Library.....	53
Capital Request Summary.....	54
Annual Total Assessed Value, Equalized.....	55
Snow Removal Expenses.....	56
Summary of Vehicle & Traffic Tickets.....	57
Budget by Function	58-59



MAYOR
ALAN C. BEACH

DEPUTY MAYOR
MICHAEL N. HAWXHURST

TRUSTEES
ROBERT BOCCIO
ANN MARIE REARDON

INCORPORATED VILLAGE OF LYNBROOK

ONE COLUMBUS DRIVE
P.O. BOX 7021
LYNBROOK, NEW YORK 11563-7021
(516) 599-8300 FAX (516) 887-8148
www.lynbrookvillage.net

VILLAGE ADMINISTRATOR/CLERK
TAX COLLECTOR
JOHN GIORDANO

VILLAGE ATTORNEY
THOMAS D. ATKINSON

2023-2024 – BUDGET MESSAGE - FINAL

Dear Residents,

Annexed herein is the 112th annual Village Budget (\$47,609,328) which has been developed taking into account record high inflation, and possible Recession. The Budget maintains Lynbrook's reputation of providing efficient services and expert financial management. Keeping tax increases minimal is a formidable process as the Village is faced with maintaining its mature infrastructure and excellent credit rating, while complying with numerous unfunded State mandates, particularly binding arbitration for Police unions (Police represent 45% of the Budget). The proposed tax rate increase of 3.35% will sustain services, despite the regions record high 6.4% inflation rate in 2022. As a comparison, the average tax rate increase was 2.2% while inflation was 2.1% over the past 5 years.

Annual voter referendums have consistently approved School District tax increases, which represent approximately 60% of your total taxes. Village Taxes are approximately 32% and General Tax is 8%. Village taxes are used for essential services such as Highway Maintenance, Building Code Enforcement, Fire and Police Protection, Parks and Recreation, Library and curbside Garbage Collection. The Village Board provides continued oversight to assure its record of consistently providing public services in a cost-effective manner. Recent highlights in the Village include:

- 2022 Classification by the New York State Comptroller of "No Fiscal Stress", for past 6 years (since the start of the program), scoring only 6.7 on a 0-100 scale.
- Scored 100%, an A+ from the Long Island Press Club for complying with local government transparency laws.
- Continued destination of Hollywood location scouts for motion picture filming.
- Completed Road Improvement Project and Hockey Rink resurfacing in 2022.
- Lynbrook continues to rank #3 in Nassau County and #11 of 553 Villages in NY State based on volume of Traffic Court activity.
- Planning for Atlantic Avenue Walkthrough and 47 Broadway redevelopment to accommodate Downtown Revitalization.
- Adoption of an "Internet Outage Plan," perhaps the first in New York, to address a long-term internet outage.

- Standard & Poors AA+ Bond Rating reaffirmed, maintaining our highest rating over the past 50 years; maintained surplus reserves at 21% of budget in 22/23.
- Purchase of industrial land on Ocean Ave. for DPW road material storage to enable expansion of Greis Park play areas that formerly stored road materials.
- Drainage Improvements on Forest Ave. and Oak St. financed by NYS Grant, completed at no cost to Village Taxpayers.

The Budget continues to be prepared using *Zero Based Budgeting* practices, whereas all accounts start at zero and are developed based on actual needs for the year. This is opposed to providing automatic inflationary increases over prior year budgeted amounts (*Incremental Budgeting*). As a result, over one third of all expense line items were modified from the prior year.

New York State establishes the maximum taxing power and debt limits for its municipalities. When compared to all other cities and villages in New York State, Lynbrook reached 62% of its constitutional tax limit, and has exhausted 10% of its debt limit, making Lynbrook a relatively low taxed, low debt community. Commercial property owners pay approximately 22% of the total tax.

The State also requires Villages to adopt balanced budgets where all Expenses must equal anticipated Revenues, appropriated Surplus and the Taxes levied. For this Budget, Revenues were supplemented by surplus Reserves. We conservatively project a June 1, 2023 unappropriated fund balance surplus reserve of 17.1% of Budget (\$8.2 million) to improve Bond Ratings, lower debt costs, stabilize taxes, and reduce reliance on short term borrowings. Although NYS allows Villages to generally budget up to 10% for a Contingency fund, the Village has traditionally only needed to budget 1% thanks to excellent budgeting practices and Board oversight. Labor contract negotiations with the UPSEU and CSEA Police Department civilian employee labor unions are pending.

To better inform the Public, the budget includes a 4-year history of actual expenditures and revenues, a Budget by Function summary of departmental costs, Fund Balance Policy, payroll overtime and other various schedules. A Capital Plan prioritizes capital needs in a fiscally responsible manner, and serves as a resource to enable current and future policy makers to determine and earmark sources of funds such as grants, bonds or taxes for each project item while considering cash flow and the resident's affordability to pay. The positive impact of the Plan, having a value of over \$15 million, will be realized in future years.

BUDGET HIGHLIGHTS:

EXPENSES:


- New Debt Service of \$567,175 attributed to a 23/24 Bond Sale to finance (8) DPW Vehicles, Atlantic Ave. Walkthrough, 2 Fire Vehicles and Severances, which will be offset by a step down in debt service payments of \$505,325.
- It is noted for the record that another Severance Bond may have to be issued in 25/26 to accommodate the possible retirement of 5 Police Officers (\$1,500,000) when existing debt service payments decline by \$671,860.
- Fuel and utility expenses adjusted upward to account for rising energy costs.
- Police Retirement System premiums increased \$327,000.
- \$500,000 has been budgeted to settle 23/24 Tax Certiorari refunds.

REVENUES:

- Unbudgeted Building Permit fees of approximately \$600,000 for the redevelopment of 47 Broadway – pending submittal of a Permit application in 22/23, which is determined based on cost of Construction.
- \$100,000 is conservatively budgeted in 2023/2024 for possible FEMA reimbursement of COVID expenses of up to approximately \$1,200,000, as eligibility of all items is uncertain.
- Loss of \$2,064,030 non-recurring “one-shot” federal COVID ARPA reimbursement funds.
- Annual tax base fluctuations impact the amount of tax revenues collected. The Village’s Total Assessed Valuation (TAV) fortunately remained level due to Building Permits offsetting commercial tax certiorari reductions. Overall, the TAV has declined approximately 30% over the past 3 decades. 15.8% of our properties are exempt from taxation due to their status as not for profit, governmental, senior, veteran, educational, religious, etc.
- A sixth annual Workers’ Comp insurance safety dividend (\$315,000) is budgeted to be paid to the Village in April 2024.
- Park fees, Court fines and Parking fee revenue have returned to pre-COVID levels.
- Rising Interest rates on investments are estimated to increase earnings 64% (by \$200,000).

Inflation can have a negative impact on future labor costs and other expenses over the short and long term. Accordingly, \$500,000 is in the Contingency Account to support any unexpected Expenses or Revenue shortfalls. Changes in Expenses or Revenues of \$352,670. impacts the Tax Rate by 1%.

23/24 may be a pivotal year in setting the direction of the economy this decade. Your Board and I remain sensitive to certain economic conditions and will intercede budgetarily as necessary in the best interest of our Village Taxpayers.



John Giordano, CMC, RMC, MPA
Budget Officer



LOCAL GOVERNMENT EXEMPTION IMPACT REPORT

(for local use only – not to be filed with NYS Department of Taxation & Finance - Office of Real Property Tax Services)

Date: 2/28/2023

Taxing Jurisdiction: Inc. Village of Lynbrook

Fiscal Year Beginning: 2023/24

Total equalized value in taxing jurisdiction: \$

Exemption Code (Column A)	Exemption Description (Column B)	Statutory Authority (Column C)	Number of Exemptions (Column D)	Payments in Lieu of Taxes (PILOTs) (Column E)
18020	Indust. Development		25	\$1,995,549.00
Totals			25	\$1,995,549.00

**Incorporated Village of Lynbrook
Tax Rate Schedule**

	<u>FISCAL YEAR</u>	<u>TAX RATE</u>	<u>CHANGE</u>	<u>EQUALIZATION RATE</u>	<u>FISCAL YEAR</u>	<u>TAX RATE</u>	<u>CHANGE</u>	<u>EQUALIZATION RATE</u>
	1958/59	2.02			1991/92	4.97	20.34%	17.96%
	1959/60	2.06	1.98%	54.00%	1992/93	5.38	8.25%	15.66%
	1960/61	2.12	2.91%	44.00%	1993/94	5.74	6.69%	15.83%
	1961/62	2.32	9.43%	39.00%	1994/95	6.02	4.88%	18.64%
	1962/63	2.38	2.59%	39.00%	1995/96	6.49	7.81%	17.24%
	1963/64	2.42	1.68%	37.00%	1996/97	6.84	5.39%	16.88%
	1964/65	2.68	10.74%	37.00%	1997/98	7.38	7.89%	16.50%
	1965/66	2.72	1.49%	37.00%	1998/99	7.73	4.74%	15.81%
	1966/67	2.72	0.00%	37.00%	1999/00	8.19	5.95%	15.52%
	1967/68	2.72	0.00%	37.00%	2000/01	8.75	6.84%	13.55%
(Reassessment)	1968/69	3.08	13.24%	36.00%	2001/02	9.44	7.89%	12.29%
	1969/70	1.10	14.07%	111.00%	2002/03	10.28	8.90%	11.02%
	1970/71	1.10	0.00%	115.00%	2003/04	11.80	14.79%	9.73%
	1971/72	1.10	0.00%	108.00%	2004/05	12.60	6.78%	8.36%
	1972/73	1.32	20.00%	103.00%	2005/06	13.69	8.65%	7.64%
	1973/74	1.32	0.00%	92.00%	2006/07	13.69	0.00%	7.30%
	1974/75	1.44	9.09%	83.00%	2007/08	13.66	-0.22%	6.56%
	1975/76	1.60	11.11%	76.63%	2008/09	14.04	2.78%	6.10%
	1976/77	1.70	6.25%	73.75%	2009/10	14.74	4.99%	5.77%
	1977/78	1.80	5.88%	68.09%	2010/11	15.23	3.32%	5.64%
	1978/79	1.86	3.33%	63.69%	2011/12	16.28	6.89%	6.56%
	1979/80	2.04	9.68%	56.69%	2012/13	17.14	5.29%	6.60%
	1980/81	2.28	11.76%	56.63%	2013/14	17.98	4.89%	6.84%
	1981/82	2.42	6.14%	57.00%	2014/15	18.86	4.89%	7.07%
	1982/83	2.48	2.48%	58.11%	2015/16	19.70	4.46%	6.89%
	1983/84	2.48	0.00%	57.50%	2016/17	20.29	2.99%	6.56%
	1984/85	2.48	0.00%	55.37%	2017/18	20.55	1.30%	6.52%
	1985/86	2.56	3.23%	53.35%	2018/19	20.86	1.49%	6.31%
	1986/87	2.56	0.00%	43.15%	2019/20	20.86	0.00%	6.12%
	1987/88	3.06	19.53%	35.82%	2020/21	21.33	2.25%	5.85%
	1988/89	3.54	15.69%	26.53%	2021/22	22.57	5.79%	5.85%
	1989/90	3.54	0.00%	20.89%	2022/23	22.91	1.50%	5.18%
	1990/91	4.13	16.67%	20.90%	2023/24	23.68	3.35%	5.23%

INCORPORATED VILLAGE OF LYNBROOK

TAX RATE TABLE
REVENUE EXPENSE SUMMARY
6/1/23-5/31/24

	ADOPTED BUDGET 23/24	PROPOSED 23/24	CHANGE	ADOPTED BUDGET 22/23
GRAND TOTAL APPROPRIATIONS	\$ 47,609,328	\$ 47,609,328	\$ 2,071,228	\$ 45,538,100
LESS TOTAL ESTIMATED REVENUES	<u>9,067,549</u>	<u>9,067,549</u>	\$ 109,099	<u>8,958,450</u>
NET BUDGET	\$ 38,541,779	\$ 38,541,779	\$ 1,962,129	\$ 36,579,650
LESS SURPLUS TO BE APPROPRIATED	<u>2,317,509</u>	<u>2,317,509</u>	\$ 829,263	<u>1,488,246</u>
AMOUNT TO BE RAISED BY PROPERTY TAXES	<u>\$ 36,224,270</u>	<u>\$ 36,224,270</u>	<u>\$ 1,132,866</u>	<u>\$ 35,091,404</u>
ASSESSED VALUATION	<u>\$ 152,974,115</u>	<u>\$ 152,974,115</u>	<u>\$ (196,571)</u>	<u>\$ 153,170,686</u>
TAXES PER \$100 OF NET ASSESSED VALUATION	<u>23.68</u>	<u>23.68</u>	<u>0.77</u>	<u>22.91</u>
PERCENTAGE CHANGE FROM PRIOR YEAR	<u>3.35%</u>	<u>3.35%</u>		<u>1.50%</u>

INCORPORATED VILLAGE OF LYNBROOK

GENERAL FUND - ESTIMATED REVENUES		23/24	23/24	22/23	22/23	22/23	21/22	20/21	19/20	18/19
ACCT #	DESCRIPTION	ADOPTED BUDGET	PROPOSED BUDGET	ADOPTED BUDGET	REVENUE REVISED	AS OF 2/28/23 REVENUE	ACTUAL REVENUE	ACTUAL REVENUE	ACTUAL REVENUE	ACTUAL REVENUE
REAL PROPERTY TAX ITEMS:										
A1001	REAL PROPERTY TAXES	\$36,224,270	\$36,417,060	\$35,091,404	\$35,091,404	\$ 35,146,070	\$ 34,776,648	\$ 32,344,899	\$31,634,921	\$31,824,328
	SUBTOTAL REAL PROPERTY TAXES	36,224,270	36,417,060	35,091,404	35,091,404	35,146,070	34,776,648	32,344,899	31,634,921	31,824,328
OTHER REAL PROPERTY TAX ITEMS:										
A1080	PILOT - 931 SUNRISE HWY	26,400	26,400	26,300	26,300	25,824	25,754	25,902	26,176	24,647
A1081	PILOT - 639 MERRICK	45,200	45,200	43,900	43,900	44,259	42,974	41,714	41,632	37,908
A1082	PILOT - 444 MERRICK ROAD	153,300	153,300	148,500	148,500	148,041	143,382	139,558	135,853	132,550
A1083	PILOT - 8 FREER ST	189,300	189,300	179,900	179,900	173,841	171,261	161,852	158,286	158,286
A1084	PILOT - 221-225 MERRICK ROAD	22,000	22,000	22,100	22,100	21,996	21,252	20,633	20,080	19,542
A1085	PILOT - 443-499 SUNRISE	25,100	25,100	25,400	25,400	25,100	24,427	23,777	23,193	22,610
A1086	PILOT - 317-321 MERRICK ROAD	33,300	33,300	34,200	34,200	31,796	32,727	30,501	41,734	37,175
A1087	PILOT - 266 MERRICK ROAD	49,000	49,000	48,000	48,000	48,159	47,184	47,123	48,669	45,650
A1088	PILOT - 5 FREER ST	100,900	100,900	63,100	63,100	87,232	63,032	60,854	-	-
	PILOT - 733 SUNRISE HWY	130,000	130,000	-	-	-	-	-	-	-
A1089	PILOT - LIPA (2% LIMIT)	1,351,049	1,351,049	1,324,600	1,324,600	1,324,558	1,298,586	1,273,124	1,248,161	1,223,687
A1090	INTEREST & PENALTY	115,000	105,000	105,000	105,000	69,163	135,251	130,802	106,887	99,815
NON-PROPERTY TAX ITEMS:										
A1120	SALES TAX	54,000	54,000	54,000	54,000	31,452	53,954	22,491	53,979	53,979
A1130	UTILITIES GROSS RECEIPTS	394,000	394,000	394,000	394,000	89,797	411,837	393,573	408,882	383,460
A1170	FRANCHISE FEES	475,000	475,000	475,000	475,000	242,597	434,631	440,864	463,160	477,047
A1235	CHARGES - TAX ADVERTISING	2,700	2,700	2,700	2,700	425	3,000	3,325	2,575	2,100
PUBLIC SAFETY:										
A1520	POLICE FEES	10,000	10,000	10,000	10,000	9,415	14,026	11,144	10,869	8,603
A1560	SAFETY INSPECTION FEES	74,000	74,000	74,000	74,000	32,224	66,576	73,210	52,003	60,068
A1589	TOWING FEES	15,000	15,000	15,000	15,000	22,300	34,000	21,900	10,700	10,100
A1590	FIRE INSPECTIONS	25,000	25,000	14,900	14,900	25,210	25,510	26,750	29,250	30,925
HEALTH:										
A1601	REGISTRAR FEES	6,000	6,000	6,000	6,000	3,694	5,928	6,356	6,964	6,084
TRANSPORTATION:										
A1740	PARKING METERS - FIELDS	60,000	60,000	60,000	60,000	46,481	67,749	43,938	99,325	125,522
A1741	PARKING METERS - STREET	250,000	220,000	220,000	220,000	192,079	262,578	187,564	314,490	359,286
A1742	PARKING METERS - LIRR	40,000	40,000	40,000	40,000	33,268	46,647	22,625	39,030	57,512

INCORPORATED VILLAGE OF LYNBROOK

GENERAL FUND - ESTIMATED REVENUES										
		23/24	23/24	22/23	22/23	22/23	21/22	20/21	19/20	18/19
ACCT #	DESCRIPTION	ADOPTED BUDGET	PROPOSED BUDGET	ADOPTED BUDGET	REVENUE REVISED	AS OF 2/28/23 REVENUE	ACTUAL REVENUE	ACTUAL REVENUE	ACTUAL REVENUE	ACTUAL REVENUE
CULTURE AND RECREATION:										
A2001	PARKS & RECREATION CHGS	300,000	300,000	330,000	330,000	267,441	314,316	117,179	232,830	235,578
POOL:										
A2025	POOL FEES	295,000	295,000	275,000	275,000	262,112	290,936	142,333	134,614	304,256
HOME AND COMMUNITY SERVICE:										
A2110	ZONING FEES	7,300	7,300	7,300	7,300	6,650	4,525	8,425	7,350	7,525
A2130	REFUSE & GARBAGE CHARGES	42,000	42,000	42,000	42,000	39,457	42,423	35,202	41,235	42,510
A2165	RENT STABILIZATION	4,400	4,400	4,400	4,400	230	4,370	4,370	4,416	2,323
A2189	SIDEWALK/DPW CHARGES/GASOLINE	34,000	34,000	34,000	34,000	18,787	35,923	24,341	54,629	32,726
A2376	RECYCLING INCOME	11,000	11,000	11,000	11,000	10,728	14,387	13,651	8,264	11,274
USE OF MONEY AND PROPERTY:										
A2401	INTEREST EARNINGS	325,000	300,000	125,000	125,000	282,548	339,364	226,703	358,086	435,978
A2412	RENTAL	-	-	-	-	100	12,066	63,500	-	-
A2450	COMMISSIONS	1,200	1,200	1,200	1,200	-	-	1,704	-	1,065
LICENSES AND PERMITS:										
A2501	BUSINESS LICENSES	61,000	61,000	61,000	61,000	41,460	92,565	91,552	42,851	52,354
A2502	OCCUPATIONAL	13,000	13,000	13,000	13,000	9,775	30,520	13,735	10,450	13,505
A2503	AMUSEMENTS	1,400	1,400	1,400	1,400	-	60	60	-	300
A2504	PARKING PERMITS - LIRR	45,000	45,000	45,000	45,000	37,796	71,789	67,300	70,533	63,224
A2505	PARKING PERMITS	100,000	100,000	100,000	100,000	26,459	116,404	92,004	82,958	182,032
A2506	GARAGE SALES	1,700	1,700	1,700	1,700	1,220	1,340	1,200	1,440	1,640
A2507	ALARM PERMITS	1,000	1,000	1,000	1,000	350	500	825	970	940
A2545	OTHER LICENSES	-	-	-	-	-	-	-	-	-
A2546	BUSINESS LICENSES - BLDG	34,300	34,300	34,300	34,300	25,050	29,000	33,950	28,300	36,115
A2591	BUILDING PERMITS	260,000	260,000	260,000	260,000	132,062	198,430	259,608	533,369	361,516
A2592	STREET OPENINGS	60,000	60,000	60,000	60,000	27,385	42,715	64,755	43,305	71,960
A2593	PUBLIC SAFETY PERMITS	87,700	87,700	87,700	87,700	47,603	73,507	80,850	65,732	78,121
FINES AND FORFEITURES:										
A2610	FINES & FORFEITED BAIL	1,750,000	1,750,000	1,750,000	1,750,000	1,079,151	2,273,823	1,497,859	1,697,582	1,541,321
A2620	FORFEITURE OF DEPOSITS	-	-	-	-	-	-	-	-	-
A2626	FORFEIT OF CRIME PROCEEDS	-	-	-	-	-	-	-	-	-
A2627	SEIZURE OF PROPERTY RECEIPTS	-	-	-	-	-	48,086	-	-	5,878

INCORPORATED VILLAGE OF LYNBROOK

GENERAL FUND - ESTIMATED REVENUES										
		23/24	23/24	22/23	22/23	22/23	21/22	20/21	19/20	18/19
ACCT #	DESCRIPTION	ADOPTED BUDGET	PROPOSED BUDGET	ADOPTED BUDGET	REVENUE REVISED	AS OF 2/28/23 REVENUE	ACTUAL REVENUE	ACTUAL REVENUE	ACTUAL REVENUE	ACTUAL REVENUE
SALES OF PROPERTY AND COMPENSATION FOR LOSSES:										
A2655	MINOR SALES	-	-	-	-	-	-	-	-	-
A2660	SALES OF PROPERTY	-	-	-	-	-	-	533,549	-	-
A2665	SALE OF SURPLUS EQUIPMENT	25,000	25,000	37,500	37,500	-	108,692	9,101	3,335	7,640
A2680	INSURANCE RECOVERIES	25,000	25,000	25,000	56,783	71,434	137,304	112,242	62,752	97,102
A2681	DISABILITY RECOVERIES	2,000	2,000	2,000	2,000	-	1,190	9,078	850	-
A2690	WORKERS COMP. RECOVERIES	125,000	100,000	75,000	75,000	136,247	154,871	123,303	126,324	134,310
MISCELLANEOUS:										
A2701	REFUND OF PRIOR YEAR EXPENDITURES	315,000	315,000	315,000	315,000	85,368	305,197	395,635	462,993	236,374
A2702	REFUND - ROLLER HOCKEY LEAGUE	-	-	-	-	-	-	-	-	-
A2703	BID FORFEITURE	-	-	-	-	-	-	-	-	-
A2705	GIFTS AND DONATIONS	1,000	1,000	1,000	1,000	-	-	500	-	-
A2770	UNCLASSIFIED REVENUES	5,000	5,000	5,000	5,000	8,864	1,346	3,438	4,181	9,108
STATE AID:										
A3001	PER CAPITA	238,300	238,300	238,300	238,300	238,254	238,254	238,254	238,254	238,254
A3005	MORTGAGE TAX	300,000	300,000	300,000	300,000	213,230	563,904	478,973	282,636	276,148
A3040	STATE AID - REAL PROPERTY TAX ADM	-	-	-	-	-	-	-	-	-
A3089	OTHER GENERAL GOVERNMENT AID	-	-	-	-	527	15,585	-	2,564	2,965
A3389	OTHER PUBLIC SAFETY	-	-	-	-	6,108	11,026	33,111	3,759	7,897
A3501	CONSOLIDATED HIGHWAY AID	250,000	250,000	250,000	250,000	-	157,715	227,851	368,462	353,781
A3801	RECREATION FOR ELDERLY	-	-	-	-	-	-	-	-	-
A3805	STOP DWI	-	-	-	-	-	6,000	6,000	24,000	-
A3807	NYS BULLETPROOF VESTS	-	-	-	-	-	-	-	1,800	4,050
A3808	NYS SEAT BELT ENFORCEMENT	-	-	-	-	3,532	2,042	2,788	-	-
A3809	CRIME PREVENTION	-	-	-	-	-	-	-	-	-
A3810	ENVIRONMENTAL CONSERVATION	-	-	-	-	-	-	-	-	-
A3814	SBA TREE GRANT	-	-	-	-	-	-	-	-	-
A3817	STATE ARCHIVES GRANT	-	-	-	-	-	-	-	-	-
A3820	YOUTH PROGRAM	-	-	-	-	-	6,246	-	-	2,082
A3821	SAFETY TRAINING GRANT	-	-	-	-	-	-	-	-	-
A3827	MULTI-MODAL GRANT	-	-	-	-	-	-	-	50,000	-
A3831	FORESTRY GRANT	-	-	-	-	-	-	-	-	-
A3833	PARKS AND RECREATION GRANT	-	-	-	-	-	-	-	49,629	-
A3835	JUSTICE COURT GRANT	-	-	-	-	-	2,658	-	-	2,168
A3837	NYSERDA	-	-	-	-	-	-	-	-	-

INCORPORATED VILLAGE OF LYNBROOK

GENERAL FUND - ESTIMATED REVENUES										
		23/24	23/24	22/23	22/23	22/23	21/22	20/21	19/20	18/19
ACCT #	DESCRIPTION	ADOPTED BUDGET	PROPOSED BUDGET	ADOPTED BUDGET	REVENUE REVISED	AS OF 2/28/23 REVENUE	ACTUAL REVENUE	ACTUAL REVENUE	ACTUAL REVENUE	ACTUAL REVENUE
ANTI-RECESSION FUNDS:										
A3900	STATE AID	-	-	-	-	-	-	-	-	-
A4289	FEDERAL AID - FEMA	100,000	100,000	11,350	11,350	30,624	214,846	42,310	-	-
A4720	FEDERAL AID	-	-	1,066,700	1,066,700	997,330	1,101,675	-	4,638	-
A4789	FEDERAL - FIRE DEPT	-	-	-	-	-	-	247,273	-	-
A5060	RETIREMENT SYSTEM CREDITS	-	-	-	-	-	-	-	-	-
INTERFUND TRANSFERS:										
A5031	INTERFUND TRANSFERS	-	-	-	-	-	158,234	1,774,391	-	-
PROCEEDS OF OBLIGATIONS:										
A5730	BOND ANTICIPATION NOTES	-	-	-	-	-	-	-	-	-
A5760	BOND PROCEEDS	-	-	-	-	-	-	650,000	-	-
	APPROPRIATED RESERVES	600,000	600,000	-	93,077	-	-	-	-	-
ALL OTHER REVENUES/APPROPRIATED RESERVE:		9,067,549	8,977,549	8,958,450	9,083,310	6,836,793	10,656,100	10,938,483	\$ 8,446,989	\$ 8,230,576
	SUBTOTAL REAL PROPERTY TAXES:	36,224,270	36,417,060	35,091,404	35,091,404	35,146,070	34,776,648	32,344,899	31,634,921	31,824,328
A9000	A9000 APPROPRIATED SURPLUS	2,317,509	2,276,019	1,488,246	1,488,246	-	-	-	-	-
	TOTAL REVENUE:	\$47,609,328	\$47,670,628	\$45,538,100	\$45,662,960	\$ 41,982,863	\$ 45,432,748	\$ 43,283,382	\$40,081,910	\$40,054,904
	Appropriated Reserves - from BAN Separation Payments									

INCORPORATED VILLAGE OF LYNBROOK

GENERAL FUND - APPROPRIATIONS		23/24	23/24	22/23	22/23	22/23	21/22	20/21	19/20	18/19
ACCT #	DESCRIPTIONS	ADOPTED BUDGET	PROPOSED BUDGET	ADOPTED BUDGET	APPROP REVISED	AS OF 2/28/23 EXPEND & ENCUMB	ACTUAL EXPENDITURES	ACTUAL EXPENDITURES	ACTUAL EXPENDITURES	ACTUAL EXPENDITURES
BOARD OF TRUSTEES:										
A1010.0100	SALARIES - ELECTED OFFICIALS	\$ 93,700	\$ 93,700	\$ 89,500	\$ 89,500	\$ 64,680	\$ 88,567	\$ 88,567	\$ 86,523	\$ 84,772
A1010.0410	EDUCATION	4,400	4,400	4,400	4,400	2,200	6,842	4,825	4,270	4,082
	TOTAL BOARD OF TRUSTEES	\$ 98,100	\$ 98,100	\$ 93,900	\$ 93,900	\$ 66,880	\$ 95,409	\$ 93,392	\$ 90,793	\$ 88,854
VILLAGE JUSTICE:										
A1110.0100	SALARIES - OFFICIALS	\$ 43,200	\$ 43,200	\$ 41,400	\$ 41,400	\$ 29,910	\$ 40,809	\$ 40,009	\$ 38,905	\$ 35,810
A1110.0101	SALARIES - STAFF	299,400	299,400	299,500	299,500	221,485	299,432	258,591	257,521	216,696
A1110.0132	SALARIES - OVERTIME	26,000	26,000	26,000	26,000	15,964	26,302	16,225	13,798	12,394
A1110.0201	OFFICE EQUIPMENT	-	-	-	-	-	-	-	-	-
A1110.0400	CONTRACTED SERVICES	127,500	127,500	127,500	127,500	96,276	136,312	98,326	126,335	108,435
A1110.0401	CONTRACTED SERVICES	-	-	-	-	-	-	-	-	-
A1110.0409	SUBSCRIPTIONS/DUES	1,000	1,000	1,000	1,000	565	755	775	625	583
A1110.0410	EDUCATION	3,500	3,500	3,500	3,500	3,149	4,110	2,722	3,361	2,922
A1110.0411	PRINTING & STATIONERY	2,600	2,600	2,600	2,600	1,775	2,652	2,532	1,998	1,885
A1110.0413	OFFICE SUPPLIES	2,300	2,300	2,300	2,300	3,400	3,606	4,079	1,769	3,482
A1110.0432	COMPUTER COSTS	3,000	3,000	3,000	3,000	6,178	3,185	3,991	6,641	962
A1110.0455	MAINTENANCE & REPAIR	2,500	2,500	2,500	2,500	655	-	2,345	2,927	2,335
	TOTAL VILLAGE JUSTICE	\$ 511,000	\$ 511,000	\$ 509,300	\$ 509,300	\$ 379,357	\$ 517,163	\$ 429,595	\$ 453,880	\$ 385,504
MAYOR:										
A1210.0100	SALARIES - ELECTED OFFICIALS	\$ 34,200	\$ 34,200	\$ 32,500	\$ 32,500	\$ 23,621	\$ 32,102	\$ 31,857	\$ 33,662	\$ 31,589
A1210.0101	SALARIES - STAFF	85,900	85,900	81,800	81,800	60,177	81,301	80,826	78,494	76,570
A1210.0409	SUBSCRIPTIONS/DUES	-	-	-	-	-	-	-	-	-
A1210.0410	EDUCATION	2,900	2,900	2,900	2,900	1,320	2,831	3,585	3,538	4,289
A1210.0411	PRINTING & STATIONERY	800	800	800	800	-	421	-	-	953
A1210.0413	OFFICE SUPPLIES	2,450	2,450	2,000	2,000	1,736	1,975	2,530	2,288	-
	TOTAL MAYOR	\$ 126,250	\$ 126,250	\$ 120,000	\$ 120,000	\$ 86,854	\$ 118,630	\$ 118,798	\$ 117,982	\$ 113,401
TREASURER:										
A1325.0101	SALARIES - STAFF	\$ 177,800	\$ 177,800	\$ 169,500	\$ 169,500	\$ 122,559	\$ 166,889	\$ 161,536	\$ 155,901	\$ 150,884
A1325.0132	SALARIES - OVERTIME	6,000	6,000	6,000	6,000	1,736	3,537	5,781	5,883	5,678
A1325.0201	OFFICE EQUIPMENT	-	-	-	-	-	-	-	-	-
A1325.0409	SUBSCRIPTIONS/DUES	300	300	300	300	75	295	295	220	210
A1325.0410	EDUCATION	1,500	1,500	1,500	1,500	142	-	75	-	50
A1325.0411	PRINTING & STATIONERY	2,000	2,000	2,000	2,000	482	1,056	614	890	2,505
A1325.0413	OFFICE SUPPLIES	2,500	2,500	2,500	2,500	724	1,087	1,665	491	1,950
A1325.0432	COMPUTER COSTS - CENTRAL	130,000	130,000	130,000	130,000	97,750	125,822	134,087	129,299	114,675
A1325.0433	BONDING LEGAL FEES	3,500	3,500	3,500	3,500	4,000	3,500	3,500	3,500	3,500
A1325.0436	PROFESSIONAL SERVICES	53,300	53,300	50,600	50,600	51,750	52,045	41,698	53,612	59,995
A1325.0438	INVENTORY COSTS	1,000	1,000	1,000	1,000	-	-	-	-	-
A1325.0455	MAINT & REPAIR OF EQUIPMENT	2,000	2,000	2,000	2,000	855	858	917	2,298	2,180
	TOTAL TREASURER	\$ 379,900	\$ 379,900	\$ 368,900	\$ 368,900	\$ 280,073	\$ 355,089	\$ 350,168	\$ 352,094	\$ 341,627

INCORPORATED VILLAGE OF LYNBROOK

GENERAL FUND - APPROPRIATIONS		23/24	23/24	22/23	22/23	22/23	21/22	20/21	19/20	18/19
ACCT #	DESCRIPTIONS	ADOPTED BUDGET	PROPOSED BUDGET	ADOPTED BUDGET	APPROP REVISED	AS OF 2/28/23 EXPEND & ENCUMB	ACTUAL EXPENDITURES	ACTUAL EXPENDITURES	ACTUAL EXPENDITURES	ACTUAL EXPENDITURES
ASSESSMENT:										
A1355.0101	SALARIES - STAFF	\$ 94,600	\$ 94,600	\$ 90,200	\$ 90,200	\$ 65,107	\$ 86,534	\$ 89,113	\$ 85,998	\$ 83,896
A1355.0132	SALARIES - OVERTIME	1,000	1,000	1,000	1,000	-	-	-	-	-
A1355.0201	OFFICE EQUIPMENT	-	-	-	-	-	-	-	-	-
A1355.0401	CONTRACTED SERVICES	500	500	500	500	-	-	-	-	-
A1355.0409	SUBSCRIPTIONS/DUES	500	500	500	500	-	400	400	400	375
A1355.0410	EDUCATION	400	400	400	400	142	-	-	-	-
A1355.0411	PRINTING & STATIONERY	800	800	800	800	365	420	197	139	425
A1355.0413	OFFICE SUPPLIES	1,100	1,100	1,100	1,100	406	966	1,199	636	886
A1355.0431	GIS/MAPS	500	500	500	500	-	-	-	-	-
A1355.0432	COMPUTER COSTS	400	400	400	400	260	3,397	291	822	-
A1355.0455	MAINT & REPAIR OF EQUIPMENT	100	100	100	100	-	-	-	-	-
	TOTAL ASSESSMENT	\$ 99,900	\$ 99,900	\$ 95,500	\$ 95,500	\$ 66,280	\$ 91,717	\$ 91,200	\$ 87,995	\$ 85,582
VILLAGE CLERK:										
A1410.0101	SALARIES - STAFF	\$ 511,400	\$ 511,400	\$ 486,800	\$ 486,800	\$ 340,593	\$ 481,180	\$ 469,966	\$ 460,443	\$ 482,782
A1410.0132	SALARIES - OVERTIME	4,500	4,500	4,500	4,500	2,908	6,513	9,837	15,357	14,016
A1410.0201	OFFICE EQUIPMENT	-	-	-	-	1,695	1,695	-	-	-
A1410.0409	SUBSCRIPTIONS/DUES	1,000	1,000	1,000	1,000	465	782	800	686	590
A1410.0410	EDUCATION	3,000	3,000	3,000	3,000	1,742	3,270	2,970	3,017	3,763
A1410.0411	PRINTING & STATIONERY	4,400	4,400	4,400	4,400	3,016	4,338	4,031	4,001	4,344
A1410.0413	OFFICE SUPPLIES	5,000	5,000	5,000	5,000	3,163	9,596	8,624	4,106	5,637
A1410.0434	LEGALS	11,000	11,000	11,000	11,000	7,093	12,080	11,973	9,731	7,450
A1410.0455	MAINT & REPAIR OF EQUIPMENT	1,000	1,000	1,000	1,000	-	-	310	1,408	2,079
	TOTAL VILLAGE CLERK	\$ 541,300	\$ 541,300	\$ 516,700	\$ 518,395	\$ 360,675	\$ 517,759	\$ 508,511	\$ 498,749	\$ 520,661
LAW:										
A1420.0101	SALARIES - STAFF	\$ 198,400	\$ 198,400	\$ 188,500	\$ 188,500	\$ 135,667	\$ 186,256	\$ 182,227	\$ 179,467	\$ 175,125
A1420.0409	SUBSCRIPTIONS/DUES	6,800	6,800	6,700	6,700	3,920	6,674	6,697	7,337	5,350
A1420.0410	EDUCATION	200	200	200	200	-	100	-	130	182
A1420.0435	RECODIFICATION	4,500	4,500	4,500	4,500	1,305	4,275	3,707	5,602	3,645
A1420.0436	PROFESSIONAL SERVICES	30,000	30,000	30,000	30,000	1,980	16,387	22,379	46,827	36,178
A1420.0441	LEGAL - LABOR	45,000	45,000	45,000	45,000	21,563	38,807	45,137	50,947	30,450
A1420.0442	LEGAL - TAX CERTS	40,000	40,000	40,000	60,000	49,228	33,187	20,020	26,039	42,898
A1420.0443	PROSECUTORS	40,000	40,000	40,000	40,000	28,270	46,200	31,720	38,280	45,050
A1420.0445	COURT LANGUAGE INT.	6,500	6,500	6,500	6,500	4,590	7,650	4,420	4,930	6,290
	TOTAL LAW	\$ 371,400	\$ 371,400	\$ 361,400	\$ 381,400	\$ 246,523	\$ 339,536	\$ 316,307	\$ 359,559	\$ 345,168
ENGINEERING:										
A1440.0401	CONTRACTED SERVICES	10,000	10,000	10,000	10,000	-	3,857	14,006	-	13,819
	TOTAL ENGINEERING	\$ 10,000	\$ 10,000	\$ 10,000	\$ 10,000	\$ -	\$ 3,857	\$ 14,006	\$ -	\$ 13,819

INCORPORATED VILLAGE OF LYNBROOK

GENERAL FUND - APPROPRIATIONS		23/24	23/24	22/23	22/23	22/23	21/22	20/21	19/20	18/19
ACCT #	DESCRIPTIONS	ADOPTED BUDGET	PROPOSED BUDGET	ADOPTED BUDGET	APPROP REVISED	AS OF 2/28/23 EXPEND & ENCUMB	ACTUAL EXPENDITURES	ACTUAL EXPENDITURES	ACTUAL EXPENDITURES	ACTUAL EXPENDITURES
ELECTION:										
A1450.0401	CONTRACTED SERVICES	\$ 3,500	\$ 3,500	\$ 3,500	\$ 3,500	\$ -	\$ -	\$ 2,525	\$ -	\$ 3,500
A1450.0411	PRINTING & STATIONERY	4,000	4,000	4,000	4,000	80	-	2,781	-	3,906
A1450.0413	OFFICE SUPPLIES	4,500	4,500	4,500	4,500	-	-	3,289	-	4,499
A1450.0434	LEGALS	600	600	600	600	1,006	-	926	-	286
A1450.0461	RENTAL EQUIPMENT	4,500	4,500	4,500	4,500	-	-	2,573	-	6,051
	TOTAL ELECTION	\$ 17,100	\$ 17,100	\$ 17,100	\$ 17,100	\$ 1,086	\$ -	\$ 12,094	\$ -	\$ 18,242
RECORDS MANAGEMENT:										
A1460.0400	CONTRACTED SERVICES	\$ 10,000	\$ 10,000	\$ 25,000	\$ 25,000	\$ 9,362	\$ -	\$ 26,380	\$ -	\$ 51,452
A1460.0450	SUPPLIES & MATERIALS	-	-	-	-	-	-	-	-	-
	TOTAL RECORDS MANAGEMENT	\$ 10,000	\$ 10,000	\$ 25,000	\$ 25,000	\$ 9,362	\$ -	\$ 26,380	\$ -	\$ 51,452
VILLAGE HALL:										
A1621.0101	SALARIES - STAFF	\$ 130,500	\$ 130,500	\$ 127,700	\$ 127,700	\$ 92,086	\$ 124,240	\$ 122,081	\$ 118,936	\$ 116,368
A1621.0200	BLDG & PROPERTY IMPROVE	-	-	20,000	43,325	23,325	-	20,410	43,680	6,135
A1621.0205	EQUIPMENT	-	-	-	-	-	-	-	-	-
A1621.0415	ELECTRICITY	82,000	82,000	69,200	69,200	50,048	71,590	64,477	59,795	57,842
A1621.0416	WATER	2,300	2,300	2,300	2,300	939	2,185	1,843	1,709	1,546
A1621.0417	HEAT	23,500	23,500	23,500	23,500	12,472	17,580	16,404	19,330	17,456
A1621.0418	BUILDING SUPPLIES	12,000	12,000	12,000	12,000	9,505	12,177	12,160	12,323	3,499
A1621.0458	MAINTENANCE OF BUILDING	47,700	47,700	47,700	47,700	26,803	46,321	42,696	48,637	46,621
	TOTAL VILLAGE HALL	\$ 298,000	\$ 298,000	\$ 302,400	\$ 325,725	\$ 215,178	\$ 274,093	\$ 280,071	\$ 304,410	\$ 249,467
CENTRAL GARAGE:										
A1640.0120	SALARIES - CSEA	\$ 371,200	\$ 371,200	\$ 362,700	\$ 362,700	\$ 262,059	\$ 356,985	\$ 354,622	\$ 337,138	\$ 316,703
A1640.0132	SALARIES -OVERTIME	16,500	16,500	16,500	16,500	11,621	13,560	18,045	18,824	16,141
A1640.0200	BLDG & PROPERTY IMPROVE	27,000	27,000	3,000	33,000	30,468	-	-	-	-
A1640.0202	VEHICLES	-	-	-	-	-	-	-	-	-
A1640.0205	EQUIPMENT	11,000	11,000	11,000	11,000	7,167	7,092	8,115	6,559	23,488
A1640.0220	HARDWARE & TOOLS	3,000	3,000	3,000	3,000	-	43	1,020	455	1,278
A1640.0418	BUILDING SUPPLIES	21,000	21,000	21,000	21,000	16,701	19,171	21,563	20,737	18,827
A1640.0419	PUBLIC WORKS SUPPLIES	30,000	30,000	30,000	30,000	9,306	10,827	24,675	28,827	25,136
A1640.0424	HYDRAULIC - LUB OIL	17,000	17,000	15,000	15,000	13,360	13,418	10,479	11,125	10,413
A1640.0432	COMPUTER COSTS	2,000	2,000	1,500	1,500	1,865	2,668	4,859	5,787	2,192
A1640.0450	MAINT & REPAIR - VEHICLES	137,000	137,000	132,000	132,000	146,183	185,010	149,248	145,195	179,589
A1640.0455	MAINT & REPAIR - EQUIPMENT	8,000	8,000	8,000	8,000	4,387	4,304	14,415	22,001	7,089
A1640.0458	MAINTENANCE OF BUILDINGS	66,600	66,600	64,600	69,450	43,647	38,367	36,257	36,383	28,798
	TOTAL CENTRAL GARAGE	\$ 710,300	\$ 710,300	\$ 668,300	\$ 703,150	\$ 546,764	\$ 651,445	\$ 643,298	\$ 633,031	\$ 629,654

INCORPORATED VILLAGE OF LYNBROOK

GENERAL FUND - APPROPRIATIONS		23/24	23/24	22/23	22/23	22/23	21/22	20/21	19/20	18/19
ACCT #	DESCRIPTIONS	ADOPTED	PROPOSED	ADOPTED	APPROP	AS OF 2/28/23	ACTUAL	ACTUAL	ACTUAL	ACTUAL
		BUDGET	BUDGET	BUDGET	REVISED	EXPEND & ENCUMB	EXPENDITURES	EXPENDITURES	EXPENDITURES	EXPENDITURES
CENTRAL COMMUNICATIONS:										
A1650.0203	COMMUNICATION EQUIPMENT	\$ 20,000	\$ 20,000	\$ 40,300	\$ 50,458	\$ 48,880	\$ 51,324	\$ 33,457	\$ 20,382	\$ 92,114
A1650.0401	CONTRACTED SERVICES	62,000	62,000	62,000	62,000	20,100	38,704	55,696	63,548	59,956
A1650.0409	SUBSCRIPTIONS/DUES	400	400	400	400	391	368	374	358	349
A1650.0410	EDUCATION	400	400	400	400	-	-	-	37	-
A1650.0414	TELEPHONE & DATA COMM	75,000	75,000	81,400	81,400	38,123	78,668	78,177	84,339	88,200
A1650.0420	CABLE TV SUPPLIES	7,000	7,000	35,000	35,000	4,856	6,420	4,455	2,862	3,465
A1650.0453	MAINTENANCE OF RADIO EQUIP	16,000	16,000	10,000	11,218	6,033	5,126	21,793	24,710	21,786
A1650.0461	RENTAL EQUIPMENT	-	-	-	-	-	-	-	-	-
A1650.0468	WEB SITE	5,800	5,800	5,800	5,800	1,086	6,075	6,657	13,234	2,157
	TOTAL CENTRAL COMMUNICATIONS	\$ 186,600	\$ 186,600	\$ 235,300	\$ 246,676	\$ 119,469	\$ 186,685	\$ 200,609	\$ 209,470	\$ 268,027
CENTRAL MAILING:										
A1670.0412	POSTAGE	\$ 36,000	\$ 36,000	\$ 38,500	\$ 38,500	\$ 22,389	\$ 28,432	\$ 35,948	\$ 21,920	\$ 37,638
A1670.0455	MAINT & REPAIR - EQUIPMENT	1,000	1,000	1,000	1,000	-	815	547	682	867
A1670.0461	RENTAL EQUIPMENT	1,900	1,900	1,900	1,900	1,601	1,701	2,082	1,860	2,232
	TOTAL CENTRAL MAILING	\$ 38,900	\$ 38,900	\$ 41,400	\$ 41,400	\$ 23,990	\$ 30,948	\$ 38,577	\$ 24,462	\$ 40,737
SPECIAL ITEMS:										
A1910.0490	GENERAL INSURANCE	\$ 1,000,000	\$ 1,000,000	\$ 1,025,000	\$ 1,025,000	\$ 911,063	\$ 908,814	\$ 729,820	\$ 770,014	\$ 751,144
A1910.0491	UNREIM DEDUCTIBLE	-	-	-	-	-	-	-	-	-
A1920.0408	MUNICIPAL DUES	7,900	7,900	7,900	7,900	7,652	8,002	6,192	2,040	7,892
A1930.0492	JUDGEMENTS & CLAIMS	5,000	5,000	5,000	5,000	-	6,103	354	131	-
A1930.0493	JUDGEMENTS - CERTS	500,000	500,000	500,000	500,000	345,766	488,629	484,983	711,069	771,419
A1931.0402	POLICE SURGEON	500	500	500	500	-	-	-	-	-
A1940.0204	PURCHASE OF LAND	-	-	-	-	-	-	-	-	-
A1940.0208	PURCHASE OF BUILDING	-	-	-	-	-	-	-	-	-
A1980.0400	MTA MOBILITY TAX	69,100	69,100	67,800	67,800	49,831	65,891	62,518	61,222	59,445
A1990.0444	CONTINGENT	500,000	500,000	500,000	439,182	-	-	-	-	-
	TOTAL SPECIAL ITEMS:	\$ 2,082,500	\$ 2,082,500	\$ 2,106,200	\$ 2,045,382	\$ 1,314,312	\$ 1,477,439	\$ 1,283,867	\$ 1,544,476	\$ 1,589,900

INCORPORATED VILLAGE OF LYNBROOK

GENERAL FUND - APPROPRIATIONS		23/24	23/24	22/23	22/23	22/23	21/22	20/21	19/20	18/19
ACCT #	DESCRIPTIONS	ADOPTED BUDGET	PROPOSED BUDGET	ADOPTED BUDGET	APPROP REVISED	AS OF 2/28/23 EXPEND & ENCUMB	ACTUAL EXPENDITURES	ACTUAL EXPENDITURES	ACTUAL EXPENDITURES	ACTUAL EXPENDITURES
PUBLIC SAFETY (POLICE):										
A3120.0101	SALARIES - STAFF	\$ 126,200	\$ 126,200	\$ 120,300	\$ 120,300	\$ 69,068	\$ 113,963	\$ 116,218	\$ 124,211	\$ 113,763
A3120.0133	SALARIES - OVERTIME	5,000	5,000	5,000	5,000	19,544	16,283	7,675	3,437	1,904
A3120.0102	SALARIES - SCHOOL CROSSING	297,200	297,200	284,200	284,200	177,194	272,824	255,940	264,379	272,278
A3120.0103	SALARIES - TRAFFIC CONTROL	336,800	336,800	336,000	336,000	222,507	278,768	288,221	285,946	294,179
A3120.0134	SALARIES - OVERTIME	2,000	2,000	1,800	1,800	3,426	2,547	625	486	1,141
A3120.0104	SALARIES - COMM OPERATOR	178,800	178,800	194,100	194,100	130,685	164,419	196,450	190,798	181,573
A3120.0135	SALARIES - OVERTIME	5,000	5,000	5,000	5,000	4,194	17,180	2,905	6,847	10,141
A3120.0130	SALARIES - POLICE	10,776,400	10,776,400	10,507,700	10,507,700	6,433,576	9,741,766	9,224,333	8,552,764	8,200,451
A3120.0132	SALARIES - OVERTIME	400,000	400,000	400,000	400,000	472,801	609,524	300,246	356,257	454,115
A3120.0201	OFFICE EQUIPMENT	2,500	2,500	2,500	2,500	160	519	1,613	963	4,412
A3120.0202	VEHICLES	-	-	-	35,676	32,554	118,312	-	116,603	105,739
A3120.0205	MECHANICAL EQUIPMENT	-	-	-	-	-	-	-	-	-
A3120.0206	CAMERAS	-	-	-	-	-	-	-	-	-
A3120.0230	UNIFORMS & EQUIPMENT	50,000	50,000	50,000	55,853	15,182	38,713	36,263	51,558	62,220
A3120.0409	SUBSCRIPTIONS/DUES	2,000	2,000	1,000	1,000	1,005	1,042	595	1,160	1,295
A3120.0410	EDUCATION	2,000	2,000	3,000	3,000	929	3,796	3,096	3,443	2,333
A3120.0411	PRINTING & STATIONERY	7,000	7,000	7,000	7,000	4,589	9,139	6,369	5,823	5,731
A3120.0413	OFFICE SUPPLIES	11,000	11,000	11,000	11,000	9,689	13,628	11,569	16,542	12,160
A3120.0421	SAFETY SUPPLIES	3,500	3,500	3,500	3,500	671	2,660	4,588	2,563	4,171
A3120.0422	FIRST AID SUPPLIES	3,500	3,500	3,500	3,500	1,069	4,263	2,227	4,704	2,369
A3120.0425	GAS & OIL	94,000	94,000	65,000	65,000	75,638	88,771	57,277	52,895	67,373
A3120.0426	TIRES	6,000	6,000	6,000	6,000	2,466	6,797	6,221	7,492	8,036
A3120.0432	COMPUTER COSTS	67,000	67,000	67,000	67,000	49,743	101,376	95,086	32,234	60,172
A3120.0436	PROFESSIONAL SERVICES	1,000	1,000	1,000	1,000	-	-	-	-	-
A3120.0449	MAINTENANCE OF CAMERAS	-	-	-	-	-	-	96	-	-
A3120.0450	MAINT & REPAIR - VEHICLES	50,000	50,000	50,000	50,000	40,258	83,636	21,328	43,353	74,436
A3120.0455	MAINT & REPAIR - EQUIPMENT	5,000	5,000	5,000	5,000	4,049	2,707	3,972	3,594	6,095
A3120.0466	TOWING & STORAGE	-	-	-	-	-	-	-	-	-
A3120.0467	TRAINING - FIELD	9,000	9,000	9,000	9,000	6,533	13,000	4,396	4,990	6,396
A3120.0479	EXP FUNDED WITH SEIZURE REV	-	-	-	-	-	5,094	-	-	2,000
A3120.0487	CRIME PREVENTION	3,500	3,500	3,000	3,000	2,558	2,316	1,510	721	-
A3120.0495	OSHA MEDICALS	4,000	4,000	4,000	4,000	717	3,121	700	2,295	3,505
A3120.0840	UNIFORM CLEANING & ALLOW	82,500	82,500	82,500	82,500	79,250	80,614	82,450	82,699	78,475
	TOTAL PUBLIC SAFETY (POLICE)	\$ 12,530,900	\$ 12,530,900	\$ 12,228,100	\$ 12,269,629	\$ 7,860,055	\$ 11,796,778	\$ 10,731,969	\$ 10,218,757	\$ 10,036,463
AUXILIARY POLICE:										
A3121.0230	UNIFORMS & EQUIPMENT	\$ -	\$ -	\$ -	\$ -	\$ -	\$ -	\$ -	\$ -	\$ -
A3121.0409	SUBSCRIPTIONS/DUES	-	-	-	-	-	-	-	-	-
A3121.0410	EDUCATION	-	-	-	-	-	-	-	-	-
	TOTAL AUXILIARY POLICE	\$ -	\$ -	\$ -	\$ -	\$ -	\$ -	\$ -	\$ -	\$ -
TRAFFIC CONTROL:										
A3310.0120	SALARIES	\$ 548,400	\$ 548,400	\$ 535,300	\$ 535,300	\$ 435,534	\$ 596,394	\$ 431,138	\$ 332,506	\$ 323,117
A3310.0132	SALARIES - OVERTIME	10,000	10,000	8,000	8,000	8,138	10,327	12,522	5,474	5,770
A3310.0205	MECHANICAL EQUIPMENT	1,000	1,000	1,000	1,000	-	-	-	-	7,864
A3310.0415	ELECTRICITY	-	-	-	-	-	-	-	-	-
A3310.0428	ROAD MATERIALS	7,000	7,000	7,000	7,000	3,563	6,599	2,934	1,686	2,386
A3310.0459	SIGN MAINTENANCE	18,000	18,000	18,000	18,408	18,659	22,360	17,921	13,404	30,924
	TOTAL TRAFFIC CONTROL	\$ 584,400	\$ 584,400	\$ 569,300	\$ 569,708	\$ 465,894	\$ 635,680	\$ 464,515	\$ 353,070	\$ 370,061

INCORPORATED VILLAGE OF LYNBROOK

GENERAL FUND - APPROPRIATIONS		23/24	23/24	22/23	22/23	22/23	21/22	20/21	19/20	18/19
ACCT #	DESCRIPTIONS	ADOPTED BUDGET	PROPOSED BUDGET	ADOPTED BUDGET	APPROP REVISED	AS OF 2/28/23 EXPEND & ENCUMB	ACTUAL EXPENDITURES	ACTUAL EXPENDITURES	ACTUAL EXPENDITURES	ACTUAL EXPENDITURES
PARKING FIELDS:										
A3320.0101	SALARIES	\$ 38,900	\$ 38,900	\$ 37,100	\$ 37,100	\$ 27,373	\$ 35,199	\$ 35,302	\$ 34,071	\$ 34,524
A3320.0202	VEHICLE	-	-	-	-	-	-	-	-	-
A3320.0205	MECHANICAL EQUIPMENT	4,000	4,000	4,000	4,000	-	7,203	-	608	11,220
A3320.0415	ELECTRICITY	8,400	8,400	7,800	7,800	5,911	8,038	8,744	7,270	7,043
A3320.0423	PARKING METER SUPPLIES	6,000	6,000	6,500	6,500	582	6,711	5,835	8,745	10,184
A3320.0450	MAINT & REPAIR - VEHICLES	2,000	2,000	2,000	2,000	100	389	1,848	1,172	802
A3320.0461	RENT - LIRR	16,000	16,000	15,800	15,800	3,281	3,601	80,833	74,742	76,657
	TOTAL PARKING FIELDS	\$ 75,300	\$ 75,300	\$ 73,200	\$ 73,200	\$ 37,247	\$ 61,141	\$ 132,562	\$ 126,608	\$ 140,430
FIRE DEPARTMENT:										
A3410.0101	SALARIES	\$ 25,700	\$ 25,700	\$ 24,500	\$ 24,500	\$ 17,788	\$ 23,732	\$ 23,472	\$ 22,917	\$ 22,710
A3410.0200	BLDG & PROPERTY IMPROVE	20,000	20,000	20,000	20,000	3,087	1,919	12,433	6,784	18,917
A3410.0201	OFFICE EQUIPMENT	35,000	35,000	26,000	29,373	21,637	3,792	21,834	46,217	14,198
A3410.0202	VEHICLES	-	-	-	-	-	75,659	-	-	145,772
A3410.0243	HARDWARE & TOOLS	11,000	15,300	13,300	13,300	14,175	21,963	21,011	43,377	79,147
A3410.0245	FIRE HOSE	5,000	5,000	5,000	5,169	5,040	9,598	7,904	6,482	6,474
A3410.0246	MASKS	1,500	1,500	4,000	4,000	3,014	43,344	287,988	55,517	50,795
A3410.0247	UNIFORMS & GEAR	41,500	98,500	86,800	158,949	137,702	81,856	96,467	37,644	42,608
A3410.0250	OSHA EQUIPMENT	5,500	5,500	5,500	5,500	3,589	1,041	1,548	7,252	8,085
A3410.0400	CONTRACTED SERVICES	195,500	195,500	187,500	187,500	160,000	175,000	157,500	170,000	167,000
A3410.0405	RECRUITMENT	2,400	2,400	2,400	2,400	1,148	839	1,197	1,535	1,328
A3410.0406	RETENTION 2013-17	-	-	-	-	-	-	-	-	-
A3410.0410	EDUCATION	-	-	-	-	-	-	250	-	-
A3410.0413	OFFICE SUPPLIES	11,200	11,200	11,200	11,200	2,005	4,255	4,617	12,353	8,135
A3410.0414	TELEPHONE - CELLS	11,000	11,000	11,000	11,000	5,265	7,191	8,203	9,269	9,736
A3410.0415	ELECTRICITY	13,000	13,000	13,000	13,000	11,429	18,765	17,011	16,719	15,666
A3410.0416	WATER	600	600	600	600	911	862	614	734	1,467
A3410.0417	HEAT	6,000	6,000	6,000	6,000	3,217	5,290	4,386	5,764	6,790
A3410.0418	BUILDING SUPPLIES	1,500	1,500	1,500	1,500	883	1,085	712	258	566
A3410.0421	SAFETY SUPPLIES	10,500	10,500	10,500	12,251	5,460	7,813	10,067	8,602	7,646
A3410.0422	FIRST AID SUPPLIES	6,500	6,500	6,500	6,695	3,224	5,865	5,832	8,226	5,654
A3410.0425	GAS OIL	24,000	24,000	24,000	25,050	28,423	27,273	14,995	16,996	22,224
A3410.0426	TIRES	6,500	6,500	6,500	12,036	7,730	5,202	1,813	4,316	5,533
A3410.0432	COMPUTER COSTS	53,000	53,000	53,000	55,002	42,713	54,109	50,944	48,772	44,395
A3410.0450	MAINT OF VEHICLES	100,000	100,000	100,000	141,683	131,736	73,414	127,140	134,009	139,336
A3410.0454	MAINT OF FIRE ALARM	15,000	15,000	15,000	15,000	9,000	7,150	7,905	7,800	17,775
A3410.0455	MAINT OF EQUIPMENT	16,500	16,500	16,500	20,321	14,095	18,411	11,546	18,006	16,855
A3410.0457	MAINT OF AIR EQUIPMENT	22,800	22,800	22,800	26,528	21,637	19,382	26,558	21,262	21,305
A3410.0458	MAINT OF BLDG & PROPERTY	12,000	12,000	12,000	18,000	24,126	11,583	8,098	7,552	10,051
A3410.0460	RENT	207,200	207,200	201,100	201,100	201,000	195,145	189,461	219,456	189,456
A3410.0462	HYDRANT RENTAL	432,000	432,000	451,000	451,000	235,184	431,739	438,624	367,154	251,004
A3410.0470	FIREMATIC INSTRUCTION	27,000	27,000	27,000	32,360	20,712	34,074	3,446	17,967	22,333
A3410.0471	FIRE INSPECTION & PREVENTION	4,000	4,000	4,000	4,000	-	3,595	4,376	3,528	3,624
A3410.0494	NFPA FITNESS PROGRAM	13,000	13,000	13,000	13,000	12,000	12,000	6,484	12,000	12,000
A3410.0495	OSHA MEDICAL EXAMS	48,600	48,600	48,600	48,600	41,975	43,260	47,865	42,925	41,025
A3410.0498	OSHA FIT TEST	9,000	9,000	9,000	9,000	6,145	7,550	7,100	8,270	8,100
	TOTAL FIRE DEPARTMENT	\$ 1,394,000	\$ 1,455,300	\$ 1,438,800	\$ 1,585,617	\$ 1,196,050	\$ 1,433,756	\$ 1,629,401	\$ 1,389,663	\$ 1,417,710

INCORPORATED VILLAGE OF LYNBROOK

GENERAL FUND - APPROPRIATIONS		23/24	23/24	22/23	22/23	22/23	21/22	20/21	19/20	18/19
ACCT #	DESCRIPTIONS	ADOPTED BUDGET	PROPOSED BUDGET	ADOPTED BUDGET	APPROP REVISED	AS OF 2/28/23 EXPEND & ENCUMB	21/22 ACTUAL EXPENDITURES	20/21 ACTUAL EXPENDITURES	19/20 ACTUAL EXPENDITURES	18/19 ACTUAL EXPENDITURES
ANIMAL CONTROL:										
A3510.0400	CONTRACTED SERVICES	-	-	-	-	-	-	-	-	-
	TOTAL CONTROL OF ANIMALS	\$ -	\$ -	\$ -	\$ -	\$ -	\$ -	\$ -	\$ -	\$ -
SAFETY INSPECTION:										
A3620.0101	SALARIES - STAFF	\$ 514,300	\$ 514,300	\$ 487,400	\$ 487,400	\$ 359,949	\$ 489,481	\$ 480,175	\$ 455,543	\$ 475,646
A3620.0201	OFFICE EQUIPMENT	4,000	4,000	4,000	5,695	2,641	2,248	5,877	900	830
A3620.0202	VEHICLES	-	-	-	-	-	-	-	-	-
A3620.0401	CONTRACTED SERVICES	84,000	84,000	84,000	84,000	35,056	46,197	46,277	54,354	58,651
A3620.0409	SUBSCRIPTIONS/DUES	2,000	2,000	2,000	2,000	-	-	890	425	425
A3620.0410	EDUCATION	4,000	4,000	4,000	4,000	1,810	4,965	3,800	5,628	3,522
A3620.0411	PRINTING & STATIONERY	4,000	4,000	4,000	4,000	2,610	3,213	4,047	3,413	5,157
A3620.0413	OFFICE SUPPLIES	6,500	6,500	5,000	5,000	2,614	2,785	6,956	2,996	3,091
A3620.0425	GAS & OIL	3,800	3,800	3,800	3,800	2,694	3,314	2,593	1,776	2,672
A3620.0426	TIRES	800	800	800	800	494	-	-	465	-
A3620.0431	GIS/MAPS	200	200	200	200	-	-	-	-	-
A3620.0432	COMPUTER COSTS	4,000	4,000	3,000	3,000	1,890	5,076	2,547	2,694	2,612
A3620.0436	PROFESSIONAL SERVICES	4,500	4,500	4,500	4,500	603	566	4,820	4,125	757
A3620.0450	MAINT & REPAIR OF VEHICLES	3,500	3,500	3,500	3,500	2,321	1,243	2,871	2,315	1,329
A3620.0455	MAINT & REPAIR OF EQUIPMENT	3,500	3,500	3,500	3,500	288	1,871	1,397	750	1,047
A3620.0464	UNIFORMS	500	500	500	500	238	77	339	730	305
	TOTAL SAFETY INSPECTION	\$ 639,600	\$ 639,600	\$ 610,200	\$ 611,895	\$ 413,208	\$ 561,036	\$ 562,589	\$ 536,114	\$ 556,044
EMERGENCY MANAGEMENT:										
A3640.0201	OFFICE EQUIPMENT	\$ 500	\$ 500	\$ 500	\$ 500	\$ -	\$ 43	\$ -	\$ -	\$ -
A3640.0205	EQUIPMENT	400	400	400	400	388	38	240	-	715
A3640.0401	CONTRACTED SERVICES	24,000	24,000	22,500	22,500	15,750	18,000	17,250	17,250	13,000
A3640.0409	SUBSCRIPTIONS/DUES	1,200	1,200	1,200	1,200	523	614	664	1,062	84
A3640.0410	EDUCATION	1,300	1,300	1,300	1,300	991	185	355	1,273	1,222
A3640.0413	OFFICE SUPPLIES	800	800	700	700	83	385	956	169	243
A3640.0436	PROFESSIONAL SERVICES	9,900	9,900	9,000	9,428	9,428	8,753	3,896	9,948	5,000
A3640.0455	MAINT & REPAIR OF EQUIPMENT	1,000	1,000	1,000	1,000	84	-	-	-	288
	TOTAL EMERGENCY MANAGEMENT	\$ 39,100	\$ 39,100	\$ 36,600	\$ 37,028	\$ 27,247	\$ 28,018	\$ 23,361	\$ 29,702	\$ 20,552
PUBLIC HEALTH:										
A4010.0400	SENIOR CITIZEN	\$ 2,000	\$ 2,000	\$ 2,500	\$ 2,500	\$ -	\$ -	\$ -	\$ 5,000	\$ 5,000
A4010.0439	EXTERMINATION	9,500	9,500	9,300	9,300	9,398	11,301	11,566	9,362	8,767
	TOTAL PUBLIC HEALTH	\$ 11,500	\$ 11,500	\$ 11,800	\$ 11,800	\$ 9,398	\$ 11,301	\$ 11,566	\$ 14,362	\$ 13,767
REGISTRAR VITAL STATISTICS:										
A4020.0401	PERSONNEL SERVICES	\$ 5,500	\$ 5,500	\$ 5,500	\$ 5,500	\$ 3,934	\$ 5,628	\$ 6,356	\$ 6,964	\$ 6,254
	TOTAL REGISTRAR VITAL STATISTICS	\$ 5,500	\$ 5,500	\$ 5,500	\$ 5,500	\$ 3,934	\$ 5,628	\$ 6,356	\$ 6,964	\$ 6,254

INCORPORATED VILLAGE OF LYNBROOK

GENERAL FUND - APPROPRIATIONS		23/24	23/24	22/23	22/23	22/23	21/22	20/21	19/20	18/19
ACCT #	DESCRIPTIONS	ADOPTED BUDGET	PROPOSED BUDGET	ADOPTED BUDGET	APPROP REVISED	AS OF 2/28/23 EXPEND & ENCUMB	ACTUAL EXPENDITURES	ACTUAL EXPENDITURES	ACTUAL EXPENDITURES	ACTUAL EXPENDITURES
DRUG ABUSE PREVENTION:										
A4210.0400	CONTRACTED SERVICES	\$ 18,000	\$ 18,000	\$ 18,000	\$ 18,000	\$ 18,000	\$ 18,000	\$ 18,000	\$ 18,000	\$ 18,000
	TOTAL DRUG ABUSE PREVENTION	\$ 18,000	\$ 18,000	\$ 18,000	\$ 18,000	\$ 18,000	\$ 18,000	\$ 18,000	\$ 18,000	\$ 18,000
STREET ADMINISTRATION:										
A5010.0101	SALARIES - STAFF	\$ 425,600	\$ 425,600	\$ 406,600	\$ 406,600	\$ 293,936	\$ 400,215	\$ 387,889	\$ 374,296	\$ 364,514
A5010.0132	SALARIES - OVERTIME	14,000	14,000	12,000	12,000	11,276	19,588	17,884	11,421	25,649
A5010.0200	BLDG & PROPERTY IMPROVE	2,000	2,000	2,000	2,000	-	-	-	1,571	-
A5010.0201	OFFICE EQUIPMENT	6,000	6,000	2,000	8,081	7,527	1,214	2,564	1,715	2,261
A5010.0202	VEHICLES	-	-	-	-	-	-	-	-	-
A5010.0409	SUBSCRIPTIONS/DUES	1,000	1,000	1,000	1,000	-	722	1,620	1,008	632
A5010.0410	EDUCATION	2,000	2,000	2,000	2,000	485	230	653	715	1,179
A5010.0411	PRINTING & STATIONERY	2,500	2,500	2,500	2,500	2,124	2,442	1,397	1,204	1,905
A5010.0413	OFFICE SUPPLIES	2,000	2,000	2,000	2,000	1,011	1,267	1,931	1,693	1,763
A5010.0415	ELECTRIC	43,000	43,000	40,100	40,100	26,859	38,706	37,580	33,879	30,065
A5010.0416	WATER	7,000	7,000	4,500	4,500	3,057	7,395	4,476	4,399	4,080
A5010.0417	HEAT	38,500	38,500	35,000	35,000	26,570	47,491	12,604	44,229	35,200
A5010.0432	COMPUTER	1,000	1,000	700	700	-	-	448	449	-
A5010.0436	PROFESSIONAL SERVICES	9,000	9,000	8,000	9,500	4,250	250	1,463	2,075	8,300
A5010.0437	PROFESSIONAL FEES - GRANTS	1,000	1,000	1,000	1,000	-	-	-	-	-
A5010.0458	BUILDING & PROP MAINTENANCE	7,000	7,000	6,800	6,800	11,958	813	16,268	36,040	9,492
A5010.0495	OSHA MEDICAL	200	200	200	200	-	85	-	-	75
A5010.0497	CDL TESTING	3,000	3,000	2,800	2,800	2,826	3,036	3,033	2,481	2,435
	TOTAL STREET ADMINISTRATION	\$ 564,800	\$ 564,800	\$ 529,200	\$ 536,781	\$ 391,879	\$ 523,454	\$ 489,810	\$ 517,175	\$ 487,550
STREET MAINTENANCE:										
A5110.0120	SALARIES - CSEA	1,149,500	1,149,500	1,149,600	1,149,600	728,364	976,146	1,349,205	1,411,134	1,318,173
A5110.0121	SALARIES - SUMMER HELP	134,000	134,000	128,000	128,000	93,670	139,562	128,411	171,685	143,702
A5110.0132	SALARIES - OVERTIME	37,000	37,000	34,000	34,000	25,754	23,387	43,818	39,954	35,810
A5110.0205	MECHANICAL EQUIPMENT	7,000	7,000	6,500	6,500	2,665	760	770	-	1,667
A5110.0209	ROAD CONSTRUCTION	-	-	-	-	-	-	-	-	-
A5110.0215	PARKING FIELD RENOVATION	-	-	-	-	-	-	-	-	-
A5110.0419	PUBLIC WORKS SUPPLIES	14,000	14,000	13,000	13,000	9,976	14,302	16,274	11,115	17,630
A5110.0424	GAS - INTERMUNICIPAL	19,000	19,000	19,000	19,000	12,628	31,043	15,459	16,314	26,453
A5110.0425	GAS - OIL	75,000	75,000	64,000	64,000	68,806	69,455	45,044	40,346	47,298
A5110.0426	TIRES	14,000	14,000	14,000	14,000	4,852	11,753	10,305	5,332	15,178
A5110.0428	ROAD MATERIALS	85,000	85,000	85,000	120,000	62,307	12,345	39,562	25,888	46,255
A5110.0458	MAINT OF BLDG & PROPERTY	37,000	37,000	37,000	37,000	1,800	13,095	4,585	4,795	609
A5110.0461	RENTAL EQUIPMENT	10,000	10,000	10,000	10,000	4,909	12,420	4,226	6,579	9,237
A5110.0464	UNIFORM RENTAL	28,000	28,000	28,000	28,000	18,294	23,563	24,911	19,479	14,072
	TOTAL STREET MAINTENANCE	\$ 1,609,500	\$ 1,609,500	\$ 1,588,100	\$ 1,623,100	\$ 1,034,025	\$ 1,327,831	\$ 1,682,570	\$ 1,752,621	\$ 1,676,084

INCORPORATED VILLAGE OF LYNBROOK

GENERAL FUND - APPROPRIATIONS		23/24	23/24	22/23	22/23	22/23	21/22	20/21	19/20	18/19
ACCT #	DESCRIPTIONS	ADOPTED BUDGET	PROPOSED BUDGET	ADOPTED BUDGET	APPROP REVISED	AS OF 2/28/23 EXPEND & ENCUMB	ACTUAL EXPENDITURES	ACTUAL EXPENDITURES	ACTUAL EXPENDITURES	ACTUAL EXPENDITURES
CHIPS PERMANENT IMPROVEMENTS:										
A5112.0212	CHIPS	\$ 250,000	\$ 250,000	\$ 250,000	\$ 349,371	\$ 170,706	\$ 193,161	\$ 24,608	\$ 535,995	\$ 348,541
	TOTAL CHIPS PERMANENT IMPROVEMENTS	\$ 250,000	\$ 250,000	\$ 250,000	\$ 349,371	\$ 170,706	\$ 193,161	\$ 24,608	\$ 535,995	\$ 348,541
SNOW REMOVAL:										
A5142.0120	SALARIES	\$ 64,000	\$ 64,000	\$ 64,000	\$ 64,000	\$ -	\$ 55,982	\$ 79,246	\$ 3,502	\$ 28,345
A5142.0205	EQUIPMENT	11,000	11,000	11,000	11,000	-	375	6,716	-	190
A5142.0428	ROAD MATERIAL	33,000	33,000	33,000	40,000	19,253	20,616	30,065	17,841	18,124
A5142.0461	RENTAL EQUIPMENT	2,000	2,000	2,000	2,000	-	-	-	-	-
	TOTAL SNOW REMOVAL	\$ 110,000	\$ 110,000	\$ 110,000	\$ 117,000	\$ 19,253	\$ 76,973	\$ 116,027	\$ 21,343	\$ 46,659
STREET LIGHTING:										
A5182.0205	STREET LIGHTING EQUIPMENT	\$ 21,000	\$ 21,000	\$ 32,000	\$ 32,000	\$ 1,082	\$ 1,408	\$ -	\$ 41,396	\$ 22,646
A5182.0415	ELECTRICITY	150,000	150,000	135,000	135,000	102,326	136,693	124,133	119,744	117,340
A5182.0455	MAINT & REPAIR EQUIPMENT	95,000	95,000	92,200	92,200	71,339	110,785	112,502	113,039	116,340
A5182.0485	TREE PRUNING	-	-	-	-	-	-	-	-	-
	TOTAL STREET LIGHTING	\$ 266,000	\$ 266,000	\$ 259,200	\$ 259,200	\$ 174,747	\$ 248,886	\$ 236,635	\$ 274,179	\$ 256,326
SIDEWALKS:										
A5410.0200	BLDG & PROPERTY IMPROVE	\$ 5,000	\$ 5,000	\$ 5,000	\$ 5,000	\$ -	\$ -	\$ -	\$ -	\$ -
A5410.0451	MAINT OF SIDEWALKS - OWNERS	10,000	10,000	10,000	10,000	5,863	6,922	13,853	8,320	8,081
A5410.0452	MAINT OF SIDEWALKS	7,000	7,000	7,000	7,000	3,417	6,647	3,377	6,317	45,831
A5410.0484	TREES & SHRUBS	35,000	35,000	35,000	41,355	86,415	37,496	19,581	27,527	82,367
A5410.0486	TREE REMOVAL	20,000	20,000	20,000	20,000	11,535	12,685	11,320	11,535	18,785
	TOTAL SIDEWALKS	\$ 77,000	\$ 77,000	\$ 77,000	\$ 83,355	\$ 107,230	\$ 63,750	\$ 48,131	\$ 53,699	\$ 155,064
PUBLICITY:										
A6410.0401	CONTRACTED SERVICES	\$ 15,000	\$ 15,000	\$ 15,000	\$ 15,000	\$ 13,750	\$ 18,750	\$ 15,000	\$ 14,375	\$ 12,250
A6410.0412	POSTAGE	6,100	6,100	6,100	6,100	3,483	5,145	6,499	3,027	5,907
A6410.0480	SUPPLIES, PHOTO, AWARDS	10,000	10,000	10,900	10,900	6,758	8,286	8,299	10,348	18,098
A6410.0481	NEWSLETTER PRINTING	32,000	32,000	32,000	32,000	20,910	37,850	32,762	20,910	15,045
	TOTAL PUBLICITY	\$ 63,100	\$ 63,100	\$ 64,000	\$ 64,000	\$ 44,901	\$ 70,031	\$ 62,560	\$ 48,660	\$ 51,300

INCORPORATED VILLAGE OF LYNBROOK

GENERAL FUND - APPROPRIATIONS		23/24	23/24	22/23	22/23	22/23	21/22	20/21	19/20	18/19
ACCT #	DESCRIPTIONS	ADOPTED BUDGET	PROPOSED BUDGET	ADOPTED BUDGET	APPROP REVISED	AS OF 2/28/23 EXPEND & ENCUMB	ACTUAL EXPENDITURES	ACTUAL EXPENDITURES	ACTUAL EXPENDITURES	ACTUAL EXPENDITURES
PARKS:										
A7110.0120	SALARIES - CSEA	\$ 506,300	\$ 506,300	\$ 470,800	\$ 470,800	\$ 342,411	\$ 401,101	\$ 252,796	\$ 252,713	\$ 303,909
A7110.0132	SALARIES - OVERTIME	14,000	14,000	14,000	14,000	6,678	8,289	6,310	21,409	13,539
A7110.0200	BLDG & PROPERTY	25,000	25,000	45,000	45,000	-	54,430	-	134	33,049
A7110.0205	MECHANICAL EQUIPMENT	10,000	10,000	10,000	19,000	9,000	8,263	1,822	395	5,317
A7110.0416	WATER	30,000	30,000	25,600	25,600	20,266	22,237	28,034	30,144	12,742
A7110.0419	PUBLIC WORKS SUPPLIES	16,000	16,000	16,000	16,000	4,120	16,207	15,785	14,055	27,123
A7110.0458	MAINT OF BLDG & PROPERTY	11,000	11,000	11,000	11,000	3,376	5,043	14,502	3,789	8,518
A7110.0484	TREES & SHRUBS	14,000	14,000	14,000	14,000	2,519	17,684	10,636	5,945	34,462
	TOTAL PARKS	\$ 626,300	\$ 626,300	\$ 606,400	\$ 615,400	\$ 388,370	\$ 533,254	\$ 329,885	\$ 328,584	\$ 438,659
POOL:										
A7180.0101	SALARIES - STAFF - SEASONAL	338,000	338,000	322,700	322,700	279,778	266,729	242,543	297,947	265,030
A7180.0200	BLDG & PROPERTY IMPROVE	-	-	-	-	-	-	-	-	25,291
A7180.0201	OFFICE EQUIPMENT	-	-	-	-	-	-	-	-	-
A7180.0205	MECHANICAL EQUIPMENT	2,000	2,000	2,000	39,000	37,000	420	-	-	1,498
A7180.0230	UNIFORMS & EQUIPMENT	-	-	-	-	-	-	-	-	-
A7180.0275	PROGRAM EQUIPMENT	4,000	4,000	3,500	3,500	589	-	-	3,979	-
A7180.0409	SUBSCRIPTIONS/DUES	3,500	3,500	3,000	3,000	1,700	750	750	2,550	850
A7180.0410	EDUCATION	1,000	1,000	1,000	1,000	-	-	-	545	-
A7180.0411	PRINTING & STATIONERY	2,000	2,000	1,500	1,500	-	950	677	500	20
A7180.0413	OFFICE SUPPLIES	1,500	1,500	1,000	1,000	340	626	684	662	130
A7180.0415	ELECTRICITY	40,800	40,800	34,000	34,000	26,551	38,693	31,205	34,862	33,081
A7180.0416	WATER	28,600	28,600	24,400	24,400	19,592	23,013	16,317	10,341	9,944
A7180.0417	HEAT	16,800	16,800	17,500	17,500	7,389	12,296	10,093	17,310	18,202
A7180.0418	BUILDING SUPPLIES	9,000	9,000	8,000	8,000	3,517	5,024	4,564	5,940	6,607
A7180.0421	SAFETY SUPPLIES	-	-	-	-	-	-	-	-	-
A7180.0422	FIRST AID SUPPLIES	1,000	1,000	600	600	-	126	273	97	24
A7180.0429	POOL CHEMICALS	33,000	33,000	23,000	23,000	13,497	22,876	18,610	15,792	17,088
A7180.0432	COMPUTER COSTS	4,000	4,000	3,500	3,500	1,182	2,198	7,515	4,569	3,140
A7180.0455	MAINT & REPAIR OF EQUIPMENT	45,000	45,000	40,000	40,000	17,146	23,858	12,755	10,321	13,486
A7180.0458	MAINT OF BUILDING	35,000	35,000	30,000	30,000	4,429	25,028	12,467	18,611	31,022
A7180.0467	TRAINING	1,000	1,000	1,000	1,000	-	200	15	200	-
A7180.0475	PROGRAM EXPENSE	15,000	15,000	14,000	14,000	4,948	10,710	6,021	9,290	13,760
	TOTAL POOL	\$ 581,200	\$ 581,200	\$ 530,700	\$ 567,700	\$ 417,658	\$ 433,497	\$ 364,489	\$ 433,516	\$ 439,173

INCORPORATED VILLAGE OF LYNBROOK

GENERAL FUND - APPROPRIATIONS		23/24	23/24	22/23	22/23	22/23	21/22	20/21	19/20	18/19
ACCT #	DESCRIPTIONS	ADOPTED BUDGET	PROPOSED BUDGET	ADOPTED BUDGET	APPROV REVISED	AS OF 2/28/23 EXPEND & ENCUMB	ACTUAL EXPENDITURES	ACTUAL EXPENDITURES	ACTUAL EXPENDITURES	ACTUAL EXPENDITURES
YOUTH PROGRAMS:										
A7310.0101	SALARIES - STAFF	\$ 647,300	\$ 647,300	\$ 751,300	\$ 751,300	\$ 447,155	\$ 688,548	\$ 576,768	\$ 677,842	\$ 742,419
A7310.0200	BLDG & PROPERTY IMPROVE	-	-	-	21,950	17,815	3,050	15	825	18,928
A7310.0201	OFFICE EQUIPMENT	-	-	-	-	-	-	-	-	-
A7310.0202	VEHICLES	-	-	-	-	-	-	-	-	-
A7310.0205	MECHANICAL EQUIPMENT	-	-	-	-	-	-	-	-	-
A7310.0275	PROGRAM EQUIPMENT	-	-	-	-	-	-	-	-	-
A7310.0276	PLAYGROUND EQUIPMENT	-	-	-	-	-	-	-	-	18,050
A7310.0401	CONTRACTED SERVICES	60,000	60,000	50,000	50,000	42,934	47,401	-	-	-
A7310.0409	SUBSCRIPTIONS/DUES	900	900	900	900	-	-	-	212	140
A7310.0410	EDUCATION	900	900	900	900	825	900	1,220	1,620	1,572
A7310.0411	PRINTING & STATIONERY	2,200	2,200	2,000	2,000	74	685	-	1,142	441
A7310.0413	OFFICE SUPPLIES	6,500	6,500	6,000	6,000	3,672	5,910	4,467	4,075	4,425
A7310.0415	ELECTRICITY	67,000	67,000	67,000	67,000	48,116	70,579	60,736	62,684	58,822
A7310.0416	WATER	9,400	9,400	9,400	9,400	9,476	9,068	5,293	7,119	9,960
A7310.0417	HEAT	8,500	8,500	8,500	8,500	5,683	8,540	6,837	8,739	9,557
A7310.0418	BUILDING SUPPLIES	25,000	25,000	22,000	22,000	12,858	20,293	13,280	30,236	13,510
A7310.0425	GAS & OIL	1,000	1,000	800	800	456	990	962	679	781
A7310.0426	TIRES	1,200	1,200	800	800	612	68	-	734	440
A7310.0432	COMPUTER COSTS	5,000	5,000	4,600	4,600	1,592	4,539	6,814	8,586	712
A7310.0450	MAINT OF VEHICLES	4,000	4,000	3,500	3,500	1,048	932	1,739	4,019	2,969
A7310.0455	MAINT OF EQUIPMENT	7,000	7,000	6,000	6,000	-	1,226	69	125	2,989
A7310.0458	MAINT OF BUILDING	62,000	62,000	60,000	60,000	39,029	61,495	41,191	75,102	79,802
A7310.0475	PROGRAM EXPENSE	45,000	45,000	40,000	40,000	19,781	37,896	61,350	67,565	64,582
	TOTAL YOUTH PROGRAMS	\$ 952,900	\$ 952,900	\$ 1,033,700	\$ 1,055,650	\$ 651,126	\$ 962,120	\$ 780,741	\$ 951,304	\$ 1,030,099
HISTORIAN:										
A7510.0401	CONTRACTED SERVICES	\$ -	\$ -	\$ -	\$ -	\$ -	\$ -	\$ -	\$ -	\$ -
A7510.0410	EXPENSES, CONF & DUES	100	100	100	100	75	70	40	82	57
	TOTAL HISTORIAN	\$ 100	\$ 100	\$ 100	\$ 100	\$ 75	\$ 70	\$ 40	\$ 82	\$ 57
CELEBRATIONS/CULTURE:										
A7550.0401	CONT. SRVCS. - BEAUTIFICATION	\$ 2,500	\$ 2,500	\$ 2,500	\$ 2,500	\$ -	\$ -	\$ -	\$ 1,250	\$ 1,876
A7550.0475	PROGRAM EXPENSE	100	100	4,100	4,100	-	-	10,129	(2,344)	16,588
A7550.0482	HOLIDAY EXPENSE	45,500	45,500	50,000	50,000	26,322	60,799	47,091	54,564	54,717
A7550.0488	BEAUTIFICATION	6,800	6,800	6,800	6,800	-	5,117	2,875	1,177	17,975
A7550.0489	CHARACTER COUNTS	1,500	1,500	1,500	1,500	-	-	-	-	-
	TOTAL CELEBRATIONS	\$ 56,400	\$ 56,400	\$ 64,900	\$ 64,900	\$ 26,322	\$ 65,916	\$ 60,095	\$ 54,647	\$ 91,156

INCORPORATED VILLAGE OF LYNBROOK

GENERAL FUND - APPROPRIATIONS		23/24	23/24	22/23	22/23	22/23	21/22	20/21	19/20	18/19
ACCT #	DESCRIPTIONS	ADOPTED BUDGET	PROPOSED BUDGET	ADOPTED BUDGET	APPROP REVISED	AS OF 2/28/23 EXPEND & ENCUMB	ACTUAL EXPENDITURES	ACTUAL EXPENDITURES	ACTUAL EXPENDITURES	ACTUAL EXPENDITURES
ADULT RECREATION:										
A7620.0101	SALARIES - STAFF	\$ 15,800	\$ 15,800	\$ 11,200	\$ 11,200	\$ 4,982	\$ 8,338	\$ 8,858	\$ 11,022	\$ 12,767
A7620.0425	GAS & OIL	2,500	2,500	2,000	2,000	1,161	1,441	299	894	1,512
A7620.0450	MAINTENANCE & REPAIR	2,000	2,000	2,000	2,000	-	-	-	-	-
A7620.0475	PROGRAM EXPENSE	4,000	4,000	3,000	3,000	1,466	1,588	244	1,841	1,301
	TOTAL ADULT RECREATION	\$ 24,300	\$ 24,300	\$ 18,200	\$ 18,200	\$ 7,609	\$ 11,367	\$ 9,401	\$ 13,757	\$ 15,580
ZONING:										
A8010.0101	PERSONAL SERVICES	\$ -	\$ -	\$ -	\$ -	\$ -	\$ -	\$ -	\$ -	\$ -
A8010.0401	CONTRACTED SERVICES	26,700	26,700	26,700	26,700	7,105	8,127	16,968	13,788	14,606
	TOTAL ZONING	\$ 26,700	\$ 26,700	\$ 26,700	\$ 26,700	\$ 7,105	\$ 8,127	\$ 16,968	\$ 13,788	\$ 14,606
REFUSE COLLECTION & DISPOSAL:										
A8160.0120	SALARIES - CSEA	\$ 1,415,400	\$ 1,415,400	\$ 1,404,000	\$ 1,404,000	\$ 944,655	\$ 1,412,795	\$ 1,282,047	\$ 1,188,769	\$ 1,225,089
A8160.0132	SALARIES - OVERTIME	45,000	45,000	61,200	61,200	42,905	45,281	62,445	39,621	31,700
A8160.0202	VEHICLES	-	-	-	-	-	-	-	-	-
A8160.0400	CONTRACTED SERVICES	1,139,300	1,139,000	1,100,000	1,100,000	758,871	1,069,220	1,133,254	1,000,741	883,475
A8160.0425	GAS & OIL	63,000	63,000	61,000	61,000	68,550	64,035	39,181	42,409	49,683
A8160.0426	TIRES	15,000	15,000	14,000	14,000	11,002	11,833	14,764	9,977	10,309
A8160.0464	UNIFORM RENTAL	11,000	11,000	13,000	13,000	2,378	6,766	6,001	11,664	19,025
	TOTAL REFUSE COLLECTION & DISPOSAL	\$ 2,688,400	\$ 2,688,400	\$ 2,653,200	\$ 2,653,200	\$ 1,828,361	\$ 2,609,930	\$ 2,537,692	\$ 2,293,181	\$ 2,219,281
STREET CLEANING:										
A8170.0120	SALARIES - CSEA	\$ 186,900	\$ 186,900	\$ 183,000	\$ 183,000	\$ 132,607	\$ 180,325	\$ 177,333	\$ 172,090	\$ 170,575
A8170.0132	SALARIES - OT	2,000	2,000	2,000	2,000	-	1,132	245	-	(324)
A8170.0454	BROOMS	8,000	8,000	5,000	5,000	7,068	8,261	2,790	1,931	3,721
	TOTAL STREET CLEANING	\$ 196,900	\$ 196,900	\$ 190,000	\$ 190,000	\$ 139,675	\$ 189,718	\$ 180,368	\$ 174,021	\$ 173,972
EMERGENCY TENANT PROTECTION:										
A8611.0400	NYS ETPA FEE	\$ 3,800	\$ 3,800	\$ 4,400	\$ 4,400	\$ -	\$ 3,800	\$ 3,800	\$ 3,840	\$ 2,020
	TOTAL EMERGENCY TENANT PROTECTION	\$ 3,800	\$ 3,800	\$ 4,400	\$ 4,400	\$ -	\$ 3,800	\$ 3,800	\$ 3,840	\$ 2,020

INCORPORATED VILLAGE OF LYNBROOK

GENERAL FUND - APPROPRIATIONS		23/24	23/24	22/23	22/23	22/23	21/22	20/21	19/20	18/19
ACCT #	DESCRIPTIONS	ADOPTED BUDGET	PROPOSED BUDGET	ADOPTED BUDGET	APPROP REVISED	AS OF 2/28/23 EXPEND & ENCUMB	ACTUAL EXPENDITURES	ACTUAL EXPENDITURES	ACTUAL EXPENDITURES	ACTUAL EXPENDITURES
UNDISTRIBUTED EMPLOYEE BENEFITS:										
A9010.0800	STATE RETIREMENT - EMPLOYEE	\$ 1,004,000	\$ 1,004,000	\$ 1,062,600	\$ 1,062,600	\$ 1,071,278	\$ 1,181,381	\$ 1,098,554	\$ 1,029,339	\$ 938,783
A9010.0801	STATE RETIREMENT - POLICE	2,531,000	2,531,000	2,204,000	2,204,000	2,402,091	2,172,345	1,874,470	1,808,612	1,827,408
A9025.0803	FIRE SERVICE LOSAP	500,000	500,000	500,000	500,000	530,581	353,243	371,745	309,918	297,527
A9030.0805	SOCIAL SECURITY	1,046,400	1,046,400	992,000	992,000	668,753	984,655	927,063	913,117	878,028
A9030.0806	MEDICARE	305,600	305,600	282,700	282,700	212,515	281,004	267,125	261,232	253,788
A9040.0809	WORKERS COMP - TAIL	13,300	13,300	9,600	9,600	9,034	8,629	9,345	14,675	25,978
A9040.0810	WORKERS COMP	1,000,000	1,000,000	950,000	950,000	726,589	954,067	1,006,150	1,110,508	1,168,630
A9040.0811	WORKERS COMP - FIRE	120,000	120,000	110,000	110,000	83,238	106,553	116,042	146,372	179,377
A9040.0813	FIRST AID	4,000	4,000	4,000	4,000	1,578	1,224	521	4,837	5,852
A9045.0812	UNEMPLOYMENT INSURANCE	29,000	29,000	29,000	29,000	25,152	-	-	24,930	26,446
A9050.0821	DISABILITY	10,300	10,300	10,300	10,300	7,050	9,522	11,884	11,612	11,612
A9060.0820	HEALTH INSURANCE	5,927,600	5,927,600	5,170,000	5,170,000	3,841,416	4,783,159	4,597,825	4,598,270	4,505,676
A9060.0823	FD CANCER INS	33,000	33,000	33,000	33,000	29,795	30,867	30,796	30,796	-
A9060.0825	DENTAL INSURANCE	287,500	287,500	272,200	272,200	203,493	258,637	262,467	219,527	227,659
A9060.0826	LIFE INSURANCE	17,700	17,700	18,500	18,500	13,079	18,064	19,616	16,025	15,358
A9060.0827	OPTICAL PLAN	43,200	43,200	43,500	43,500	30,702	41,336	44,691	37,798	39,996
A9070.0830	EMP ASSISTANCE PROGRAM	-	-	-	-	-	-	-	-	-
A9080.0835	EMP REIMBURSED BENEFITS	19,500	19,500	19,500	19,500	22,827	24,913	24,974	20,651	21,390
A9089.0808	ACCRUED VAC, SICK & TERMINAL	520,000	520,000	300,000	333,243	366,490	265,167	147,190	774,598	692,461
	TOTAL UNDISTRIBUTED	\$ 13,412,100	\$ 13,412,100	\$ 12,010,900	\$ 12,044,143	\$ 10,245,661	\$ 11,474,766	\$ 10,810,458	\$ 11,332,817	\$ 11,115,969
TRANSFERS TO OTHER FUNDS:										
A9501.0900	DEBT SERVICE	\$ 2,963,700	\$ 2,963,700	\$ 3,469,100	\$ 3,469,100	\$ 3,380,574	\$ 3,610,335	\$ 4,070,776	\$ 3,883,958	\$ 3,766,512
A9512.0905	LIBRARY	1,747,153	1,747,153	1,489,400	1,489,400	1,489,400	1,484,300	1,546,611	1,567,500	1,517,453
A9550.0910	CAPITAL FUND	40,000	40,000	-	-	-	191,859	590,509	-	259,999
A9561.0915	RESERVE FOR REPAIRS	-	-	-	-	-	-	-	-	-
A9950.0906	CAPITAL PROJECT FUND	-	-	-	-	-	-	-	-	-
A9950.0907	RESERVE FOR DPW EQUIPMENT	-	-	-	-	-	-	-	-	-
A9950.0908	RESERVE FOR EMP BENE LIAB	-	-	100,000	100,000	-	-	-	-	-
	TOTAL TRANSFER TO OTHER FUNDS	\$ 4,750,853	\$ 4,750,853	\$ 5,058,500	\$ 5,058,500	\$ 4,869,974	\$ 5,286,494	\$ 6,207,896	\$ 5,451,458	\$ 5,543,964
SHORT TERM DEBT SERVICE:										
A9730.0600	BAN - PRINCIPAL - SHORT TERM	\$ 463,000	\$ 463,000	\$ -	\$ -	\$ -	\$ -	\$ 91,000	\$ 89,000	\$ 88,000
A9730.0700	BAN - INTEREST - SHORT TERM	106,425	106,425	-	-	-	-	1,528	5,400	5,360
A9790.0600	LOAN - PRINCIPAL - NYSRS	-	-	-	-	-	-	-	-	-
A9790.0700	LOAN - INTEREST - NYSRS	-	-	-	-	-	-	-	-	-
	TOTAL SHORT TERM DEBT SERVICE	\$ 569,425	\$ 569,425	\$ -	\$ -	\$ -	\$ -	\$ 92,528	\$ 94,400	\$ 93,360
	TOTAL APPROPRIATIONS:	\$47,609,328	\$47,670,628	\$45,538,100	\$46,015,905	\$ 34,272,513	\$ 43,294,253	\$ 42,041,894	\$ 41,719,208	\$ 41,520,796

INCORPORATED VILLAGE OF LYNBROOK

LIBRARY FUND - ESTIMATED REVENUES										
		23/24	23/24	22/23	22/23	22/23	21/22	20/21	19/20	18/19
		ADOPTED	PROPOSED	ADOPTED	REVENUE	AS OF 2/28/23	ACTUAL	ACTUAL	ACTUAL	ACTUAL
DESCRIPTION		BUDGET	BUDGET	BUDGET	REVISED	REVENUE	REVENUE	REVENUE	REVENUE	REVENUE
L2082	LIBRARY CHARGES	\$ 10,000	\$ 10,000	\$ 10,000	\$ 10,000	\$ 4,914	\$ 6,255	\$ 1,610	\$ 7,726	\$ 10,678
L2360	SO LYNBROOK-HEWLETT LIBRARY DI	110,100	110,100	109,500	109,500	63,557	108,324	107,252	106,807	44,503
L2361	HEWLETT HARBOR LIB DIST	39,400	39,400	39,400	39,400	38,813	38,048	37,504	36,036	35,016
L2412	RENTAL (BUILDING)	200	200	200	200	683	280	280	225	1,053
L2450	COMMISSIONS	1,200	1,200	1,200	1,200	984	977	325	1,168	1,415
L2594	PASSPORTS	-	-	-	-	-	-	-	-	-
L2665	SALE OF SURPLUS EQUIPMENT	-	-	-	-	-	-	-	-	-
L2670	SALES - INSTRUCTIONAL SUPP	300	300	500	500	67	116	1	348	600
L2701	REFUNDS OF PRIOR YEAR EXPEND	-	-	-	-	-	630	40	-	-
L2705	GIFTS AND DONATIONS	-	-	-	-	500	-	-	-	-
L2770	UNCLASSIFIED REVENUES	200	200	200	200	242	344	186	368	481
L2771	NON-RESIDENT	-	-	-	-	-	-	-	-	50
L2772	RESERVES	-	-	-	-	-	-	-	-	-
L2831	TRANSFER FROM GENERAL FUND	1,747,153	1,747,153	1,489,400	1,489,400	1,489,400	1,484,300	1,546,611	1,567,500	1,517,453
L3800	MISC GRANTS	-	-	-	-	17,000	26,000	2,593	-	23,337
L3840	STATE AID - LIBRARY	5,000	5,000	4,800	4,800	-	5,549	5,550	13,197	5,694
L3841	GRANT - EQUIPMENT	-	-	-	-	-	2,970	-	-	-
L3842	E-RATE REIMBURSEMENT	35,000	35,000	3,500	3,500	2,970	-	3,975	3,897	3,783
L9000	APPROPRIATED SURPLUS	70,647	70,647	173,400	173,400	-	-	-	-	-
	TOTAL LIBRARY ESTIMATED REVENUES	\$ 2,019,200	\$ 2,019,200	\$ 1,832,100	\$ 1,832,100	\$ 1,619,130	\$ 1,673,793	\$ 1,705,927	\$ 1,737,272	\$ 1,644,063

LIBRARY FUND - APPROPRIATIONS						22/23				
		23/24	23/24	22/23	22/23	AS OF 2/28/23	21/22	20/21	19/20	18/19
ACCT #	DESCRIPTIONS	ADOPTED BUDGET	PROPOSED BUDGET	ADOPTED BUDGET	APPROP REVISED	EXPEND & ENCUMB	ACTUAL EXPENDITURES	ACTUAL EXPENDITURES	ACTUAL EXPENDITURES	ACTUAL EXPENDITURES
L1980.0400	MTA MOBILITY TAX	3,400	3,400	3,300	3,300	753	903	673	657	447
L7410.0101	SALARIES	991,700	991,700	956,000	956,000	643,270	845,169	858,771	871,909	799,860
L7410.0200	BLDG & PROPERTY IMPROVE	-	-	-	-	-	18,878	-	-	5,432
L7410.0201	OFFICE EQUIPMENT	1,000	1,000	6,100	10,751	1,196	1,650	7,391	34,873	23,148
L7410.0280	BOOKS	85,000	85,000	85,000	85,000	63,214	84,255	82,309	74,413	85,698
L7410.0281	BOOK PROCESSING	6,800	6,800	6,800	6,800	4,561	5,756	3,293	3,682	6,524
L7410.0409	SUBSCRIPTIONS/DUES	15,800	15,800	15,900	15,900	15,141	17,820	18,304	15,316	18,578
L7410.0410	EDUCATION	6,900	6,900	5,000	5,000	3,648	2,051	2,278	2,896	3,158
L7410.0411	PRINTING & STATIONERY	19,100	19,100	16,200	16,200	10,715	13,100	6,921	14,685	13,670
L7410.0412	POSTAGE	4,600	4,600	4,100	4,100	2,259	3,660	5,405	2,958	18
L7410.0413	OFFICE SUPPLIES	15,000	15,000	15,000	16,421	8,370	8,249	10,721	7,578	10,907
L7410.0414	TELEPHONE	7,500	7,500	7,500	7,500	5,625	7,500	7,500	7,500	8,125
L7410.0415	ELECTRICITY	48,000	48,000	47,100	47,100	33,148	48,187	34,579	36,105	42,510
L7410.0416	WATER	5,300	5,300	5,300	5,300	2,476	5,612	4,796	5,337	5,108
L7410.0417	HEAT	12,300	12,300	12,300	12,300	7,116	12,378	9,284	12,035	12,863
L7410.0418	BUILDING SUPPLIES	12,000	12,000	10,000	10,000	10,710	11,798	21,395	6,987	5,217
L7410.0439	EXTERMINATION	1,200	1,200	1,200	1,200	1,285	1,090	1,380	1,360	1,320
L7410.0455	MAINT & REPAIR OF EQUIP	40,900	40,900	39,700	39,700	24,205	34,707	35,147	39,444	33,953
L7410.0456	MAINT & REPAIR OF BOOKS	-	-	-	-	-	-	-	-	-
L7410.0458	MAINT OF BLDG & PROPERTY	27,700	27,700	28,100	28,100	19,349	54,843	52,991	41,233	25,845
L7410.0461	RENTAL EQUIPMENT	-	-	-	-	-	-	-	-	-
L7410.0476	PERIODICALS	8,100	8,100	10,400	10,400	7,161	6,689	6,722	7,133	8,068
L7410.0477	NON-PRINT RESOURCES	29,100	29,100	29,700	36,650	36,683	28,772	28,130	30,712	31,555
L4710.0478	MULTI-MEDIA	20,000	20,000	25,000	25,000	11,242	7,432	8,861	16,391	17,281
L7410.0480	PUBLIC PROGRAMS	53,600	53,600	46,000	47,464	38,302	52,580	28,858	28,682	40,995
L7410.0490	FINE ARTS INSURANCE	-	-	-	-	-	-	-	-	-
L9010.0800	STATE RETIREMENT	116,300	116,300	118,100	118,100	119,031	131,494	124,100	107,900	125,100
L9030.0805	SOCIAL SECURITY	58,300	58,300	57,100	57,100	40,084	55,188	54,034	54,330	49,258
L9030.0806	MEDICARE	13,700	13,700	13,400	13,400	9,374	12,907	12,766	12,706	11,520
L9040.0810	WORKERS COMPENSATION	4,100	4,100	4,100	4,100	-	4,800	5,900	5,900	5,900
L9050.0821	DISABILITY INSURANCE	1,200	1,200	500	500	968	1,183	1,290	1,290	1,290
L9060.0820	HEALTH INSURANCE	277,300	277,300	237,000	237,000	176,090	236,350	233,690	230,659	224,198
L9060.0825	DENTAL INSURANCE	14,300	14,300	11,500	11,500	7,978	10,758	12,881	11,224	11,237
L9060.0826	LIFE INSURANCE	1,800	1,800	1,800	1,800	1,272	1,743	1,939	816	383
L9060.0827	OPTICAL INSURANCE	2,200	2,200	1,900	1,900	1,171	1,698	2,184	1,980	1,923
L9089.0808	ACCRUED VAC, SICK & TERM	80,000	80,000	11,000	11,000	-	44,315	597	575	2,444
L9512.0905	INTERFUND TRANS	-	-	-	-	-	-	-	-	-
L9561.0915	RESERVE FOR REPAIR	35,000	35,000	-	-	-	-	-	-	-
	TOTAL LIBRARY FUND	2,019,200	2,019,200	1,832,100	1,846,586	1,306,397	1,773,515	1,685,090	1,689,266	1,633,533
THE VILLAGE BOARD HAS NO LEGAL AUTHORITY TO MODIFY ANY SPECIFIC BUDGET										
LINE OF THE LIBRARY WITH THE EXCEPTION OF L2831 - TRANSFER FROM THE GENERAL FUND.										

INCORPORATED VILLAGE OF LYNBROOK
SCHEDULE OF WAGES AND SALARIES
6/1/2023-5/31/2024

<u>ACCOUNT CODE/DEPARTMENT</u>	<u>JOB TITLE</u>	<u>NUMBER OF PERSONS</u>	<u>RATE OF COMPENSATION</u>
* <u>BOARD OF TRUSTEES</u>			
A1010.0100	TRUSTEES	1	26,112
	TRUSTEES	3	21,112
* <u>VILLAGE JUSTICE</u>			
A1110.0100	VILLAGE JUSTICE	1	27,478
	ASSOCIATE VILLAGE JUSTICE	1	13,887
A1110.0101	CLERK TO VILLAGE JUSTICE	1	75,000
	COURT CLERK P.D.	1	54,770
	COURT CLERK	1	46,920
	CASHIER	1	54,770
	ACCOUNT CLERK	1	58,689
* <u>MAYOR</u>			
A1210.0101	MAYOR	1	32,494
	SECRETARY TO MAYOR	1	81,796
* <u>TREASURER</u>			
A1325.0101	DEPUTY VILLAGE TREASURER	1	99,269
	ACCOUNT CLERK	1	70,227
	DEPUTY VILLAGE TREASURER	1	5,000
* <u>VILLAGE CLERK</u>			
A1410.0101	ADMIN/VILLAGE CLERK/TREAS.	1	204,618
	DEPUTY VILLAGE CLERK	1	94,542
	TYPIST/CLERK	2	46,920
	ACCOUNT CLERK	1	59,300
	TYPIST/CLERK P/T (20 HRS/WK)(10 MONTHS/YEAR)	1	20,205
* <u>ASSESSMENT</u>			
A1355.0101	ASSESSOR	1	69,440
	TYPIST/CLERK P/T (19.5 HRS/WK)	1	20,686
* <u>LAW</u>			
A1420.0101	VILLAGE ATTORNEY (30 HRS/WK)	1	172,394
	DEPUTY VILLAGE ATTORNEY (5 HRS/WK)	1	16,015
<u>CENTRAL GARAGE</u>			
A1640.0120	MOTOR REPAIR SUPERVISOR	1	99,543
	AUTO MECHANIC AIDE	1	94,117
	MECHANIC	1	92,317
	LABORER	1	85,173

**INCORPORATED VILLAGE OF LYNBROOK
SCHEDULE OF WAGES AND SALARIES
6/1/2023-5/31/2024**

<u>ACCOUNT CODE/DEPARTMENT</u>	<u>JOB TITLE</u>	<u>NUMBER OF PERSONS</u>	<u>RATE OF COMPENSATION</u>
<u>CUSTODIAL</u>			
A1621.0101	LABORER	1	87,188
	LABORER (20 HRS/WK)	.50	43,243
* <u>PARKING FIELD</u>			
A3320.0101	PARKING METER SERVICER P/T (30 HRS/WK)	1	37,055
<u>TRAFFIC CONTROL - DPW</u>			
A3310.0120	MAINT. SUPERVISOR	1	100,043
	MAINTAINER	1	89,974
	MAINTAINER	1	88,674
	MAINTENANCE HELPER	1	89,325
	LABORER	1	85,173
	LABORER (NEW)	1	63,182
* <u>STREET ADMINISTRATION</u>			
A5010.0101	SUPERINTENDENT OF DPW	1	172,699
	DEPUTY SUPT. OF DPW	1	109,102
	TYPIST/CLERK	1	70,170
	TYPIST/CLERK	1	53,711
<u>STREET MAINTENANCE</u>			
A5110.0120	LABORER SUPERVISOR	1	101,043
	MEO	1	93,434
	MEO	1	92,434
	MEO	1	90,324
	TREE PRUNER	1	89,267
	LABORER	1	86,188
	LABORER	2	85,823
	LABORER	3	85,173
	LABORER (NEW)	2	63,182
	LABORER (20 HRS/WK)	.50	43,243
<u>SUMMER HELP / PART TIME</u>			
A5110.0121	LABORER SEASONALS	15	15.00/HR
	LABORER P/T (NOVEMBER - MARCH 15 TH)	4	15.00/HR

**INCORPORATED VILLAGE OF LYNBROOK
SCHEDULE OF WAGES AND SALARIES
6/1/2023-5/31/2024**

<u>ACCOUNT CODE/DEPARTMENT</u>	<u>JOB TITLE</u>	<u>NUMBER OF PERSONS</u>	<u>RATE OF COMPENSATION</u>
<u>SANITATION & RECYCLING</u>			
A8160.0120	SANITATION SUPERVISOR	1	99,511
	MEO - SANITATION	1	94,434
	MEO - SANITATION	3	93,434
	MEO - RECYCLING	1	94,434
	LABORER - SANITATION	1	88,833
	LABORER - SANITATION	2	86,473
	LABORER - SANITATION	1	86,158
	LABORER - RECYCLING	2	85,173
	LABORER	1	85,173
	LABORER	2	84,523
	LABORER (NEW)	1	63,182
<u>STREET CLEANING</u>			
A8170.0120	MEO	2	93,434
<u>PARKS</u>			
A7110.0120	LABORER SUPERVISOR	1	98,543
	LABORER	1	88,876
	LABORER	2	85,173
	LABORER	1	76,840
	LABORER	1	70,011
* <u>POLICE CLERICAL</u>			
A3120.0101	TYPIST/CLERK	1	73,327
	TYPIST/CLERK	1	46,920
* <u>SCHOOL CROSSING GUARDS</u>			
(19.5 HRS/WK FOR 42 WKS)	CROSSING GUARD (20 HRS/WK)	1	26.32/HR
A3120.0102	CROSSING GUARDS	1	24.18/HR
	CROSSING GUARDS	2	24.10/HR
	CROSSING GUARDS	1	23.58/HR
	CROSSING GUARDS	2	23.49/HR
	CROSSING GUARDS	1	20.79/HR
	CROSSING GUARDS	1	19.82/HR
	CROSSING GUARDS	2	18.80/HR
	CROSSING GUARDS	1	18.56/HR
	CROSSING GUARDS	1	16.68/HR
	CROSSING GUARDS	3	15.30/HR
	CROSSING GUARDS	1	15.00/HR
	CROSSING GUARDS (OPEN)	2	15.00/HR

**INCORPORATED VILLAGE OF LYNBROOK
SCHEDULE OF WAGES AND SALARIES
6/1/2023-5/31/2024**

<u>ACCOUNT CODE/DEPARTMENT</u>	<u>JOB TITLE</u>	<u>NUMBER OF PERSONS</u>	<u>RATE OF COMPENSATION</u>
* <u>TRAFFIC CONTROL</u>			
A3120.0103	TRAFFIC CONTROL ASST. P/T (19.5 HRS/WK)	1	18.22/HR
	TRAFFIC CONTROL ASST. P/T (19.5 HRS/WK)	1	16.68/HR
	NEIGHBORHOOD AIDE P/T (19.5 HRS/WK)	1	21.39/HR
	NEIGHBORHOOD AIDE P/T (19.5 HRS/WK)	5	20.00/HR
	NEIGHBORHOOD AIDE P/T (19.5 HRS/WK) (OPEN)	1	20.00/HR
	NEIGHBORHOOD AIDE	3	53,967
* <u>POLICE COMMUNICATIONS</u>			
A3120.0104	COMMUNICATIONS OPERATOR	1	62,670
	COMMUNICATIONS OPERATOR	1	48,453
	COMMUNICATIONS OPERATOR (OPEN)	1	44,726
(1) <u>POLICE</u>			
A3120.0130	CHIEF	1	252,399
	INSPECTOR	1	218,366
	LIEUTENANTS	4	209,576
	DETECTIVE SERGEANT	1	195,734
	SERGEANTS	6	189,761
	DETECTIVES	3	167,700
	POLICE OFFICERS	22	161,726
	POLICE OFFICERS	2	147,219
	POLICE OFFICERS	4	132,712
	POLICE OFFICERS	4	118,205
	POLICE OFFICERS	2	73,358
* <u>FIRE DEPARTMENT</u>			
A3410.0101	TYPIST/CLERK P/T (19.5 HRS/WK)	1	24,518
* <u>SAFETY INSPECTION</u>			
A3620.0101	SUPERINTENDENT OF BUILDING DEPARTMENT	1	129,679
	BUILDING & PLUMBING INSPECTOR	1	77,468
	BUILDING INSPECTOR	1	80,185
	CODE ENFORCEMENT INSPECTOR	1	63,063
	ACCOUNT CLERK	1	59,300
	TYPIST/CLERK	1	50,499
	TYPIST/CLERK P/T (19.5 HRS/WK)	1	27,168
<u>POOL</u>			
A7180.0101	LIFEGUARDS	40	15.50 - 18.00/HR
	POOL SUPERVISORS	6	15.00 - 20.75/HR
	REC ATTENDANT SEAS. - MAINTENANCE	40	15.00 - 18.00/HR
	REC ATTENDANT SEAS. - CONTROL ROOM/PGMS	7	15.00 - 18.00/HR

**INCORPORATED VILLAGE OF LYNBROOK
SCHEDULE OF WAGES AND SALARIES
6/1/2023-5/31/2024**

<u>ACCOUNT CODE/DEPARTMENT</u>	<u>JOB TITLE</u>	<u>NUMBER OF PERSONS</u>	<u>RATE OF COMPENSATION</u>
* <u>RECREATION</u>			
A7310.0101	PARK SUPERVISOR	1	96,397
	RECREATION SUPERVISOR (OPEN)	1	VACANT
	CLERK	1	70,207
	REC ATTENDANT	1	56,635
	CLEANER P/T (19.50 HRS/WK)(NEW)	1	15.00/HR
	PARK ATTENDANT (LESS THAN 29.50 HRS/WK)	1	15.30/HR
	PARK ATTENDANT P/T (LESS THAN 15 HRS/WK)	8	15.30/HR
	PARK ATTENDANT P/T (LESS THAN 15 HRS/WK)	1	15.00/HR
	REC ATTENDANT (LESS THAN 29.50 HRS/WK)	1	15.30/HR
	REC ATTENDANT P/T (LESS THAN 15 HRS/WK)	11	15.00 - 15.30/HR
	REC ATTENDANT P/T (LESS THAN 15 HRS/WK) (OPEN)	2	15.00/HR
	REC SPECIALIST (LESS THAN 29.50 HRS/WK)	2	18.36 - 20.40/HR
	REC LEADER (LESS THAN 29.50 HRS/WK)	1	20.53/HR
	TYPIST-CLERK (LESS THAN 29.50 HRS/WK)	1	27.31/HR
* <u>RECREATION</u>			
A7620.0101	REC LEADER P/T (LESS THAN 10 HRS/WK)	1	34.98/HR
	REC ATTENDANT P/T (LESS THAN 10 HRS/WK)	1	15.00/HR
<u>LIBRARY</u>			
L7410.0101	DIRECTOR	1	146,063
	ASSISTANT DIRECTOR	1	90,411
	ACCOUNT CLERK	1	63,056
	LIBRARIAN I (NEW)	1	VACANT
	LIBRARIAN I	1	56,981
	LIBRARIAN II	1	84,489
	LIBRARIAN I P/T	4	24.65 - 30.78/HR
	CLEANER	1	54,019
	CLEANER P/T	1	16.48/HR
	TYPIST/CLERK	1	64,528
	TYPIST/CLERK	1	43,604
	TYPIST/CLERK	1	42,668
	TYPIST/CLERK P/T	5	16.91 - 29.64/HR
	TYPIST/CLERK P/T (NEW)	1	16.00/HR
	PAGE P/T	7	15.00 - 20.42/HR
	PAGE P/T (NEW)	1	15.00/HR

(1) Police Salaries do not include Longevity

(2) If working less than a 40 hour/week, scheduled hours are designated next to job title

* Salaries subject to change based on Contract Negotiation Settlements

INCORPORATED VILLAGE OF LYNBROOK
CONTRACTUAL - 2023/2024

<u>TITLE</u>	<u>RATE</u>
<u>Building Department</u>	
Plumbing Inspector	\$16,400/year
Sidewalk Inspector	\$20/hour
Document Scanner	\$30/hour
Illegal Housing Investigator - 40 hrs/month (2)	\$33/hour
Process Servers	\$55/summons
<u>Court</u>	
Translator (2)	\$170/session
Court Ticket Processor	varies
<u>DPW</u>	
Pest Control (2)	\$690/year
Window Cleaner	\$1,700/year
Office Cleaning	\$6,600/year
Beautification Consultant	\$2,500/year
Assistant Beautification Consultant	\$1/year
Village Engineers	varies
<u>Fire & Police Departments</u>	
Fire Extinguishers Inspection	varies
Fire Alarm Monitoring	\$852/year
NFPA Fitness	\$12,000/year
Village Police & Fire Surgeon (2)	\$190/exam
<u>Legal</u>	
Sr. Village Prosecutor/BZA	\$400/session
Assistant Village Prosecutor	\$300/session
Assistant Village Prosecutor	\$250/session
Assistant Village Prosecutor	\$200/session
Assistant Village Prosecutor - Illegal Occupancy	\$300/hour/\$2,300/\$2,800
Assistant Village Prosecutor - Illegal Occupancy	\$250/hour/\$2,300/\$2,800
Zoning Special Attorney	\$250/hour
Labor Counsel	varies
Tax Certiorari Counsel/Special Attorney	\$200/hour

INCORPORATED VILLAGE OF LYNBROOK
CONTRACTUAL - 2023/2024

<u>TITLE</u>	<u>RATE</u>
<u>Lynbrook TV/EMO</u>	
Senior Studio Technician (1)	\$75/event; \$30/hour
Technician	\$75/event; \$26/hour
Technicians (2)	\$75/event; \$18/hour
Staff (2)	\$75/event; \$15/hour
Personalities (3)	\$75/event; \$15/hour
Emergency Management Officer	\$21,000/year
1st Assistant EMO	\$3,000/year
2nd Assistant EMO	\$30/meeting
Emergency Alerts	\$9,000/year
<u>Publicity</u>	
Newsletter Editor - 4/year	\$2,500/newsletter
Village Photographer	\$150/session
Public Relations	\$10,000/year
Website Maintenance	\$130/hour
Newsletter Printing	\$6,970/newsletter
<u>Recreation</u>	
Preschool Music Assistant	\$50/class
Yoga Instructor (2)	\$65/class
Yoga Instructor - Pre-School	\$40/class
Greis Park Sprinkler Maintenance	\$110/hour
Senior Citizen Affairs Coordinator	\$5,000/year
<u>Clerk/Treasurer</u>	
Village Auditors	\$39,000/year
AUD Accounting	\$6,000/year
Banking Service	\$47/pick-up
Insurance Consultant	\$9,600/year
Workers Comp Consultant	\$7,500/year
Financial Advisor	Varies
Bond Counsel	varies

(C) \$5,840,000 Various Purpose Serial Bonds - 2002 (Non-Callable)

Coupon Rate	Payment Date	Payment Type	2022/2023	2023/2024
4.750%	6/15	Interest	1,544	
4.750%	12/15	Interest	1,544	
	12/15	Principal	65,000	
<i>Annual Debt Service</i>			68,088	-

(D) \$7,000,000 Public Improvement Serial Bonds - 2007

Coupon Rate	Payment Date	Payment Type	2022/2023	2023/2024	2024/2025	2025/2026	2026/2027
<i>Refinanced 5/19/2016</i>							
2.000%	7/15	Interest	8,500	6,750	5,000	3,300	1,650
2.000%	1/15	Interest	8,500	6,750	5,000	3,300	1,650
	1/15	Principal	175,000	175,000	170,000	165,000	165,000
<i>Annual Debt Service</i>			192,000	188,500	180,000	171,600	168,300

(E) \$4,065,000 Public Improvement Serial Bonds - 2009

Coupon Rate	Payment Date	Payment Type	2022/2023	2023/2024
<i>Refinanced 4/8/2020</i>				
2.20%	6/15	Interest	4,620	2,255
2.20%	12/15	Interest	2,255	-
	12/15	Principal	215,000	205,000
			221,875	207,255

(G) \$3,253,816 Equipment Lease Purchase Agreement - 2012

Coupon Rate	Payment Date	Payment Type	2022/2023	2023/2024	2024/2025	2025/2026	2026/2027
	9/22	Principal	234,271	240,948	247,815	254,877	262,141
N/A	9/22	Interest	35,341	28,665	21,798	14,735	7,471
			269,612	269,612	269,612	269,612	269,612

SERIAL BONDS SCHEDULE

(H) \$4,607,000 Public Improvement Serial Bonds - 2011

Coupon Rate	Payment Date	Payment Type	2022/2023	2023/2024
	10/1	Principal	375,000	375,000
2.250%	10/1	Interest	8,438	4,219
2.250%	4/1	Interest	4,219	-
			<u>387,656</u>	<u>379,219</u>

(I) \$2,900,000 Public Improvement Serial Bonds for Separation Payments - 2013 (Non-Callable)

Coupon Rate	Payment Date	Payment Type	2022/2023	2023/2024
2.450%	6/15	Interest	4,594	
2.450%	12/15	Interest	4,594	
	12/15	Principal	375,000	
			<u>384,188</u>	<u>-</u>

(K) \$6,279,000 Public Improvement Serial Bonds - 2014

Coupon Rate	Payment Date	Payment Type	2022/2023	2023/2024	2024/2025	2025/2026	2026/2027	2027/2028
2.000%	10/1	Principal	500,000					
	10/1	Interest	38,606					
	4/1	Interest	33,606					
2.250%	10/1	Principal		510,000	520,000			
	10/1	Interest		33,606	27,869			
	4/1	Interest		27,869	22,019			
2.500%	10/1	Principal				535,000		
	10/1	Interest				22,019		
	4/1	Interest				15,331		
2.750%	10/1	Principal					550,000	565,000
	10/1	Interest					15,331	7,769
	4/1	Interest					7,769	-
			<u>572,213</u>	<u>571,475</u>	<u>569,888</u>	<u>572,350</u>	<u>573,100</u>	<u>572,769</u>

SERIAL BONDS SCHEDULE

(M) \$2,275,000 Public Improvement Serial Bonds - 2016 Series A

Coupon Rate	Payment Date	Payment Type	2022/2023	2023/2024	2024/2025	2025/2026	2026/2027	2027/2028	2028/2029
2.00%	10/1	Principal	225,000	225,000	225,000	180,000	120,000		
	10/1	Interest	12,375	10,125	7,875	5,625	3,825		
	4/1	Interest	10,125	7,875	5,625	3,825	2,625		
2.125%	10/1	Principal						120,000	
	10/1	Interest						2,625	
	4/1	Interest						1,350	
2.250%	10/1	Principal							120,000
	10/1	Interest							1,350
			<u>247,500</u>	<u>243,000</u>	<u>238,500</u>	<u>189,450</u>	<u>126,450</u>	<u>123,975</u>	<u>121,350</u>

(N) \$1,250,000 Serial Bonds for Separation Payments - 2016

Coupon Rate	Payment Date	Payment Type	2022/2023	2023/2024	2024/2025	2025/2026
2.500%	10/1	Principal	150,000	150,000	150,000	150,000
	10/1	Interest	8,025	6,150	4,238	2,175
	4/1	Interest	6,150	4,238	2,175	
			<u>164,175</u>	<u>160,388</u>	<u>156,413</u>	<u>152,175</u>

(P) \$5,350,000 Public Improvement Serial Bonds - 2018

Coupon Rate	Payment Date	Payment Type	2022/2023	2023/2024	2024/2025	2025/2026	2026/2027	2027/2028	2028/2029	2029/2030	2030/2031	2031/2032
2.000%	7/15	Principal										
	7/15	Interest										
	1/15	Interest										
2.500%	7/15	Principal	455,000									
	7/15	Interest	65,388									
	1/15	Interest	59,700									
3.00%	7/15	Principal		465,000	390,000	410,000	440,000	455,000	455,000	455,000	455,000	455,000
	7/15	Interest		59,700	52,725	46,875	40,725	34,125	27,300	20,475	13,650	6,825
	1/15	Interest		52,725	46,875	40,725	34,125	27,300	20,475	13,650	6,825	-
			<u>580,088</u>	<u>577,425</u>	<u>489,600</u>	<u>497,600</u>	<u>514,850</u>	<u>516,425</u>	<u>502,775</u>	<u>489,125</u>	<u>475,475</u>	<u>461,825</u>

SERIAL BONDS SCHEDULE

(Q) \$4,201,000 Public Improvement Serial Bonds - 2020 Series A

Coupon Rate	Payment Date	Payment Type	2022/2023	2023/2024	2024/2025	2025/2026	2026/2027	2027/2028	2028/2029	2029/2030	2030/2031	2031/2032	2032/2033	2033/2034	2034/2035	2035/2036	2036/2037	2037/2038
1.000%	8/15	Principal	236,000	225,000	225,000	225,000	225,000	230,000	275,000	280,000								
	8/15	Interest	29,780	28,600	27,475	26,350	25,225	24,100	22,950	21,575								
	2/15	Interest	28,600	27,475	26,350	25,225	24,100	22,950	21,575	20,175								
1.125%	8/15	Principal									280,000							
	8/15	Interest									20,175							
	2/15	Interest									18,600							
1.250%	8/15	Principal										280,000						
	8/15	Interest										18,600						
	2/15	Interest										16,850						
1.750%	8/15	Principal											280,000					
	8/15	Interest											16,850					
	2/15	Interest											14,400					
2.000%	8/15	Principal												280,000	285,000	295,000	290,000	290,000
	8/15	Interest												14,400	11,600	8,750	5,800	2,900
	2/15	Interest												11,600	8,750	5,800	2,900	-
			294,380	281,075	278,825	276,575	274,325	277,050	319,525	321,750	318,775	315,450	311,250	306,000	305,350	309,550	298,700	292,900

(R) \$650,000 Serial Bonds for Separation Payments - 2020 Series B

Coupon Rate	Payment Date	Payment Type	2022/2023	2023/2024	2024/2025	2025/2026	2026/2027	2027/2028	2028/2029
2.000%	8/15	Principal	75,000	75,000	100,000	100,000	100,000	100,000	100,000
	8/15	Interest	6,500	5,750	5,000	4,000	3,000	2,000	1,000
	2/15	Interest	5,750	5,000	4,000	3,000	2,000	1,000	-
			87,250	85,750	109,000	107,000	105,000	103,000	101,000

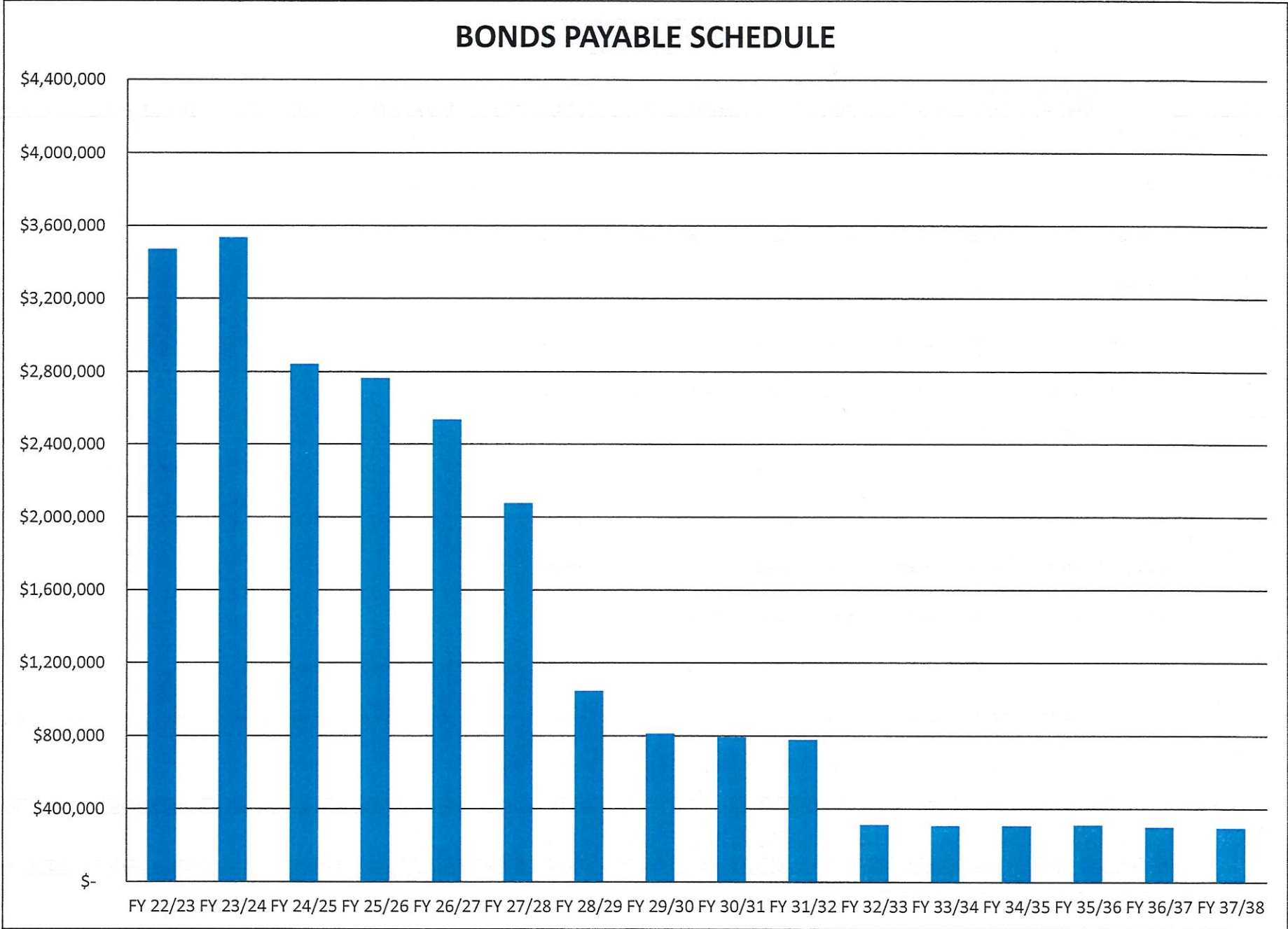
(S) \$900,000 2023 BAN - Severances

Coupon Rate**	Payment Date	Payment Type	2022/2023	2023/2024	2024/2025	2025/2026	2026/2027	2027/2028	2028/2029
4.750%		Principal	-	222,750	214,200	205,650	197,100	188,550	
		Interest	-	222,750	214,200	205,650	197,100	188,550	-

(S) \$1,415,000 2023 BAN - Miscellaneous

Coupon Rate**	Payment Date	Payment Type	2022/2023	2023/2024	2024/2025	2025/2026	2026/2027	2027/2028	2028/2029
4.500%		Principal	-	346,675	333,940	321,205	308,470	295,735	
		Interest	-	346,675	333,940	321,205	308,470	295,735	-

** Estimated Interest



Incorporated Village of Lynbrook
 Schedule of Bonded Indebtedness
 As of 06/01/2023

Issuance	Original Principal	Remaining Principal as of 06/01/23	Remaining Interest as of 06/01/23	FY 22/23	FY 23/24	FY 24/25	FY 25/26	FY 26/27	FY 27/28	FY 28/29	FY 29/30	FY 30/31	FY 31/32	FY 32/33	FY 33/34	FY 34/35	FY 35/36	FY 36/37	FY 37/38
C 2002 Various Purpose Bonds	\$ 5,840,000	\$ -	\$ -	\$ 68,088	-	-	-	-	-	-	-	-	-	-	-	-	-	-	-
D 2007 Public Improv. Bonds - Various	7,000,000	-	-	-	-	-	-	-	-	-	-	-	-	-	-	-	-	-	-
D 2007 Public Improv Bonds - Various (Refunded) (1)	3,285,000	675,000	33,400	192,000	188,500	180,000	171,600	168,300	-	-	-	-	-	-	-	-	-	-	-
E 2009 Public Improv. Bonds - Various	4,065,000	-	-	-	-	-	-	-	-	-	-	-	-	-	-	-	-	-	-
E 2009 Public Improv Bonds - Various (Refunded) (2)	1,045,876	205,000	2,255	221,675	207,255	-	-	-	-	-	-	-	-	-	-	-	-	-	-
G Equipment Lease - Johnson Controls	3,253,816	1,005,781	72,669	269,612	269,612	269,612	269,612	269,612	-	-	-	-	-	-	-	-	-	-	-
H 2011 Public Improv. Bonds - Various	4,607,000	375,000	4,219	387,656	379,219	-	-	-	-	-	-	-	-	-	-	-	-	-	-
J 2013 Bonds - Severance Payments	2,900,000	-	-	384,188	-	-	-	-	-	-	-	-	-	-	-	-	-	-	-
K 2014 Public Improv. - Various	6,279,000	2,680,000	179,581	572,213	571,475	569,888	572,350	573,100	572,769	-	-	-	-	-	-	-	-	-	-
M 2016 Public Improv. Serial, Series A	2,275,000	990,000	52,725	247,500	243,000	238,500	189,450	128,450	123,975	121,350	-	-	-	-	-	-	-	-	-
N 2016 Public Improv. Serial, Series B	1,250,000	450,000	18,975	164,175	160,388	156,413	152,175	-	-	-	-	-	-	-	-	-	-	-	-
P 2018 Public Improv. Serial Bonds	5,350,000	3,980,000	545,100	580,088	577,425	489,600	497,600	514,850	516,425	502,775	489,125	475,475	461,825	-	-	-	-	-	-
Q 2020 Public Improvement, Series A	4,201,000	3,965,000	522,100	294,380	281,075	278,825	276,575	274,325	277,050	319,525	321,750	318,775	315,450	311,250	306,000	305,350	309,550	298,700	292,900
R 2020 Serial Bonds for Separation Payments	650,000	500,000	25,000	87,250	85,750	109,000	107,000	105,000	103,000	101,000	-	-	-	-	-	-	-	-	-
Subtotal	\$ 55,696,692	\$ 14,825,781	\$ 1,456,024	\$ 3,469,024	\$ 2,963,699	\$ 2,291,838	\$ 2,236,362	\$ 2,031,637	\$ 1,593,219	\$ 1,044,650	\$ 810,875	\$ 794,250	\$ 777,275	\$ 311,250	\$ 306,000	\$ 305,350	\$ 309,550	\$ 298,700	\$ 292,900
S 2023 BAN - Severances	900,000	900,000	128,250	-	222,750	214,200	205,650	197,100	188,550	-	-	-	-	-	-	-	-	-	-
2023 BAN - Misc	1,415,000	1,415,000	191,025	-	346,675	333,940	321,205	308,470	295,735	-	-	-	-	-	-	-	-	-	-
Total	\$ 58,346,692	\$ 17,140,781	\$ 1,775,299	\$ 3,469,024	\$ 3,533,124	\$ 2,839,978	\$ 2,763,217	\$ 2,537,207	\$ 2,077,504	\$ 1,044,650	\$ 810,875	\$ 794,250	\$ 777,275	\$ 311,250	\$ 306,000	\$ 305,350	\$ 309,550	\$ 298,700	\$ 292,900

(1) The remaining principal balance for the 2007 Public Improvements Bond was refunded in FYE 2016
 (2) The remaining principal balance for the 2009 Public Improvements Bond was refunded in FYE 2020

**INCORPORATED VILLAGE OF LYNBROOK
STATUS OF ACTIVE BOND ISSUES as of 3/1/23**

2018 - \$5,350,000	AMOUNT	BALANCE
Road Improvements	2,700,000	-
Turf Field	1,400,000	-
Fire Truck	650,000	-
Plate Reader	600,000	-

2020 - \$4,201,000	AMOUNT	BALANCE
Road Improvements	1,750,000	-
Garage Repair - DPW	350,000	-
Street Sweeper	264,000	-
Fire Truck - Engine Co.	746,000	-
Fire Truck - Tally Ho	142,000	-
Carpenter Avenue Parking Lot	334,000	-
Turf Field	615,000	-

2023 - \$900,000	AMOUNT	BALANCE
Termination Payouts	900,000	900,000

2023 - \$1,515,000 *	AMOUNT	BALANCE
Pedestrian Walkthrough	300,000	300,000
Asphalt Paver	175,000	175,000
Pick-Up Trucks	165,000	165,000
Ocean Avenue	875,000	875,000

* Estimated date of Bond Sale May 2023

2025 - \$3,950,000 **	AMOUNT	BALANCE
Severances	1,500,000	300,000
Ladder Truck	1,650,000	175,000
Sanitation Trucks	800,000	165,000

** Estimated issue date of 2025-2026

INCORPORATED VILLAGE OF LYNBROOK

**APPROPRIATED SURPLUS SCHEDULE
AS OF MAY 31, 2023**

	<u>GENERAL FUND</u>	<u>LIBRARY FUND</u>
ESTIMATED SURPLUS AT END OF PRESENT FISCAL YEAR AFTER DEDUCTION ESTIMATED ENCUMBRANCES	\$ 10,452,878	\$ 70,647
ESTIMATED SURPLUS APPROPRIATED BY VILLAGE BOARD	\$ 2,317,509	\$ 70,647
SURPLUS AVAILABLE JUNE 1, 2023	\$ 8,135,369	\$ -

Unappropriated amounts to be utilized for tax stabilization and improving Bond Ratings to reduce reliance on short term borrowings.

Actual 21/22	\$ 9,352,878	\$ 70,647
Est 22/23	\$ 1,100,000	\$ -
Total	<u>\$ 10,452,878</u>	<u>\$ 70,647</u>

**Comparison of Appropriated Fund Balance by year as a Percentage of Appropriations
1992-2023**

<u>Adopted Budget Year</u>	<u>Total Appropriations</u>	<u>Surplus to be Appropriated</u>	<u>Percentage</u>
23/24	\$ 47,609,328 est.	\$ 2,317,509	4.87%
22/23	45,538,100	1,488,246	3.27%
21/22	43,880,033	-	0.00%
20/21	43,108,041	2,927,349	6.79%
19/20	43,041,464	2,613,846	6.07%
18/19	40,035,221	2,107,542	5.26%
17/18	40,723,784	1,477,521	3.63%
16/17	39,370,246	718,999	1.83%
15/16	38,988,778	1,431,390	3.67%
14/15	37,978,624	1,339,299	3.53%
13/14	37,018,032	1,209,061	3.27%
12/13	34,067,420	794,177	2.33%
11/12	33,347,903	1,548,241	4.64%
10/11	32,312,515	2,071,776	6.41%
09/10	32,116,196	2,709,545	8.44%
08/09	32,477,634	3,120,961	9.61%
07/08	31,365,262	2,347,326	7.48%
06/07	30,869,953	1,611,587	5.22%
05/06	29,716,763	910,000	3.06%
04/05	27,448,640	925,500	3.37%
03/04	26,203,398	833,486	3.18%
02/03	23,024,170	504,101	2.19%
01/02	23,121,582	1,804,240	7.80%
00/01	19,915,087	480,000	2.41%
99/00	19,015,418	500,000	2.63%
98/99	17,795,457	50,000	0.28%
97/98	17,025,694	50,000	0.29%
96/97	16,206,715	60,000	0.37%
95/96	15,759,212	175,000	1.11%
94/95	15,396,601	300,000	1.95%
93/94	14,791,945	354,701	2.40%
92/93	14,021,778	279,430	1.99%

**Comparison of Unappropriated Fund Balance by year as a Percentage of Budget
2003-2022**

<u>Fiscal Year End</u>	<u>Unassigned Fund Balance</u>		<u>Total Appropriations</u>	<u>Percentage</u>
2022/2023	8,135,369	est.	47,609,328	17.09%
2021/2022	9,369,880		45,538,100	20.58%
2020/2021	8,895,610		43,108,041	20.64%
2019/2020	5,476,222		43,041,464	12.72%
2018/2019	7,517,795		40,035,221	18.78%
2017/2018	9,544,339		40,723,384	23.44%
2016/2017	9,761,716		39,370,246	24.79%
2015/2016	9,367,249		38,988,778	24.03%
2014/2015	7,163,571		37,978,624	18.86%
2013/2014	6,078,670		37,018,032	16.42%
2012/2013	5,061,032		34,067,420	14.86%
2011/2012	4,688,990		33,347,903	14.06%
2010/2011	2,239,444		32,312,515	6.93%
2009/2010	4,074,028		32,116,196	12.69%
2008/2009	3,775,663		32,477,634	11.63%
2007/2008	5,450,871		31,365,262	17.38%
2006/2007	6,878,119		30,869,953	22.28%
2005/2006	5,837,022		29,716,763	19.64%
2004/2005	4,897,590		27,448,640	17.84%
2003/2004	3,424,490		26,203,398	13.07%

VILLAGE OF LYNBROOK
FUND BALANCE POLICY – Adopted June 20, 2011

The purpose of this policy is to establish guidelines for preserving an adequate Undesignated Fund Balance in order to sustain financial stability for the Village and to provide for prudent management of the Village's financial reserves. The Village's Undesignated Fund Balance is a surplus of funds which have accrued from unexpended operating budgets and unanticipated excess revenues.

The Undesignated Fund Balance provides the Village with a "rainy day" fund for use in unforeseen, unbudgeted emergency situations, such as rapidly declining real estate values and tax collection rates; the loss of a major taxpayer; sudden changes in revenues or spending requirements imposed by the state or federal government; natural disasters or emergency infrastructure failures; or unplanned litigation. The Undesignated Fund Balance also provides proof of financial stability to bond holders and credit rating agencies, which offers the potential for lower interest costs on long-term financings.

The Village of Lynbrook therefore recognizes the importance of maintaining an appropriate level of Undesignated Fund Balance. After evaluating the Village's operating characteristics, diversity of tax base, reliability of non-property tax sources, working capital needs, impact on bond rating, State and local economic outlooks, emergency and disaster risk and other contingent issues, the Village establishes the following goals regarding the Undesignated Fund Balance for the Village of Lynbrook, New York:

- The level of fund balance that the Village strives to maintain as undesignated is an amount equal to a range of five percent (5%) to sixteen-point-seven percent (16.7%) of the Village's General Fund Budget, i.e., an amount equal to two (2) months operating expenditures from the current operating budget. The calculation will be based on the Undesignated Fund Balance number as reported in the Village's audited May 31st fiscal year-end financial report. This range will be further subdivided into increments where 5-10% represents that no further use of reserves should be made except in dire emergencies or where almost immediate replenishment is assured. Further, priority should be given to increase reserve levels. The 10-16.7% increment of the range represents that prudence be exercised in the use of reserves for one-time costs and tax stabilization. In addition, consideration should be given to increase reserve levels should resources become available. Above 16.7% represents that adequate reserve levels have been achieved. Additional resources need not be set aside at this time for economic uncertainties but used to further other Board goals.
- Fund balance, created as a result of actual revenue and expenditure deviations from the budget, will be used to achieve and maintain the Village's reserve goals and to balance the next year's budget. Reliance upon fund balance for budget balancing will be managed judiciously, taking into account its volatility and past actual activity based on a fund balance average of the prior six (6) years as a reference.

Once the Village achieves its goal of an appropriate level of Undesignated Fund Balance, any excess funds may also be utilized for other municipal fiscal purposes, including, without limitation, additional capital improvement needs or debt reduction purposes upon a majority vote of the Board of Trustees.

This policy has been adopted by the Village to recognize the financial importance of a stable and sufficient level of Undesignated Fund Balance. However, the Village reserves the right to appropriate funds from the Undesignated Fund Balance for emergencies and other requirements the Village Board believes to be in the best interests of the Village.

**INCORPORATED VILLAGE OF LYNBROOK
RESERVE FUND BALANCE SCHEDULE
AS OF MARCH 1, 2023**

	March 1, 2023
RESERVE FOR REPAIRS	<u>\$ 4,838</u>
RESERVE FOR BONDS PAYABLE	<u>\$ -</u>
RESERVE FOR CAPITAL PROJECTS	<u>\$ 17,940</u>
RESERVE FOR PROPERTY SEIZURE FUND	<u>\$ 76,575</u>
RESERVE FOR LAW ENFORCEMENT PURPOSES	<u>\$ -</u>
RESERVE EMPLOYEE BENEFIT ACCRUED LIABILITY	<u>\$ 7,003</u>
TV STATION IMPROVEMENT RESERVE	<u>\$ -</u>
PARKING EXPANSION FUND	<u>\$ -</u>
TOTAL RESERVE BALANCE	<u>\$ 106,356</u>

TENTATIVE SIX-YEAR CAPITAL PROGRAM
 FIRE DEPT.
 2023/24

RECOMMENDED AND SCHEDULED FOR SIX-YEAR PERIOD

Project No.	Description of Project	Est. Change in Annual Operation ct	Total Estimated Costs	Cost of work Completed prior years	Cost Scheduled 6-yr Period	23/24		24/25		25/26		26/27		27/28		28/29	
1	MASKS, CYLINDERS, PAKS		356,500		356,500	1,500	c	5,000	c	30,000	c	97,000	c	107,000	c	116,000	c
2	MISCELLANEOUS TOOLS		107,000		107,000	27,000	c	20,000	c	20,000	c	20,000	c	20,000	c		
3	CHIEF'S VEHICLE		170,000		170,000	85,000	s					85,000	s				
4	HOSE		25,000		25,000	5,000	c	5,000	c	5,000	c	5,000	c	5,000	c		
5	RADIOS, PAGERS		20,000		20,000			10,000	c			10,000	c				
6	LADDER 428 - 2008 SEAGRAVE (2023)		1,650,000		1,650,000			1,650,000	z								
7	PUMPER 422 - 2013 FERRARA (2033)																
8	PUMPER 424 - 2014 SPARTAN (2034)																
9	LADDER 427 - 2017 SPARTAN (2032)																
10	FLOODLIGHT 426 - 2017 MARION (2032)																
11	RACK 421-1 - 2008 FORD (2033)																
12	TRANSIT 426-1 - 2017 FORD (2032)																
13	BUS 420B - 2004 GMS (2029)																
14	HAULER 420T - 2011 AMERICAN (2036)																
15	120 BUNKER GEAR		650,000					650,000	f								
	TOTAL		2,328,500		2,328,500	118,500		1,690,000		55,000		217,000		132,000		116,000	

- a = assessments
- c = tax supported operating revenues
- f = federal aid
- n = self-sustaining loans
- r = self sustaining operating revenue
- s = state aid
- x = reserves
- z = tax supported loans

**INCORPORATED VILLAGE OF LYNBROOK
TENTATIVE SIX-YEAR CAPITAL PROGRAM
POLICE/EMO
2023/2024**

RECOMMENDED AND SCHEDULED FOR SIX-YEAR PERIOD

Project No.	Description of Project	Est. Change in Annual Operation Costs	Total Estimated Costs	Cost of work Completed prior years	Cost Scheduled 6-yr Period	23/24		24/25		25/26		26/27		27/28		28/29	
1	VEHICLE REPLACEMENT		320,000		320,000			100,000	s			100,000	s			120,000	s
2	NEIGHBORHOOD AIDE CAR (2)		135,000		135,000	60,000	s									75,000	s
	TOTAL		455,000		455,000	60,000		100,000				100,000				195,000	

a = assessments
 c = tax supported operating revenues
 f = federal aid
 n = self-sustaining loans
 r = self sustaining operating revenue

s = state aid
 x = reserves
 z = tax supported loans

TENTATIVE SIX-YEAR CAPITAL PROGRAM
 DPW EQUIPMENT
 2023/2024

RECOMMENDED AND SCHEDULED FOR SIX-YEAR PERIOD

Project No.	Description of Project	Est. Change in Annual Operation ct	Total Estimated Costs	Cost of Work Completed Prior Years	Cost Scheduled 6-yr Period	23/24		24/25		25/26		26/27		27/28		28/29	
1	Pick up #4 (2005)		38,000		38,000	38,000	z										
2	Pick up #2 (1997 w/ plow and gate)		55,000		55,000	55,000	z										
3	Pick up #7 (1996 w/ plow)		55,000		55,000	55,000	z										
4	Truck #8 (2000 dump)		200,000		200,000	200,000	z										
5	Truck #9 (1987)		200,000		200,000			200,000	z								
6	Truck #10 (1990)		-		-												
7	Truck #11 (2000)		200,000		200,000			200,000	z								
8	Truck #14 (2000)		180,000		180,000					180,000	z						
9	Truck #15 (2000)		200,000		200,000							200,000	z				
10	Sanit #22 (2003)		215,000		215,000			215,000	z								
11	Sanit #23		-		-												
12	Sanit #24 (2000)		220,000		220,000			220,000	z								
13	Sanit #25 (2002)		220,000		220,000					220,000	z						
14	Sanit #26 (2000)		220,000		220,000			220,000	z								
15	Sanit #27		-		-												
16	Sanit #28		-		-												
17	Sanit #29 (2003)		220,000		220,000			220,000	z								
18	Sanit #30		-		-												
19	Road Paver		140,000		140,000			140,000	z								
20	Tree Trim Truck #7		-		-					180,000	s						
	TOTAL		2,363,000		2,363,000	348,000		1,415,000		400,000		200,000					

a = assessments
 c = tax supported operating revenues
 f = federal aid
 n = self-sustaining loans
 r = self sustaining operating revenue

s = state aid
 x = reserves
 z = tax supported loans

INCORPORATED VILLAGE OF LYNBROOK
TENTATIVE SIX-YEAR CAPITAL PROGRAM
DPW PROJECTS
2023/2024

RECOMMENDED AND SCHEDULED FOR SIX-YEAR PERIOD

Project No.	Description of Project	Est. Change	Total	Cost of Work	Cost	RECOMMENDED AND SCHEDULED FOR SIX-YEAR PERIOD											
		In Annual	Estimated	Completed	Scheduled	23/24		24/25		25/26		26/27		27/28		28/29	
		Operation ct	Costs	Prior Years	6-yr Period												
1	Road Capital		1,250,000		1,250,000	s	250,000	s	250,000	s	250,000	s	250,000	s	250,000	s	250,000
2	Tree planting		245,000		245,000	c	40,000	c	45,000	c	50,000	c	55,000	c	55,000	c	55,000
3	LED light Conversion Phase II																
4	Carpenter Ave Pk		100,000		100,000	s	100,000	s									
5	HVAC/Fire		75,000		75,000	s	75,000	s									
	TOTAL		1,670,000		1,670,000		465,000		295,000		300,000		305,000		305,000		305,000

a = assessments
 c = tax supported operating revenues
 f = federal aid
 n = self-sustaining loans
 r = self sustaining operating revenue

s = state aid
 x = reserves
 z = tax supported loans

TENTATIVE SIX-YEAR CAPITAL PROGRAM
RECREATION
2023/2024

RECOMMENDED AND SCHEDULED FOR SIX-YEAR PERIOD

Project No.	Description of Project	Est. Change in Annual Operation ct	Total Estimated Costs	Cost of work Completed prior years	Cost Scheduled 6-yr Period	23/24	24/25	25/26	26/27	27/28	28/29
1	PARKING EXPANSION		500,000		500,000				500,000	s	
2	GOLF CART		9,000		9,000		9,000	c			
3	BASKETBALL COURT LIGHTS		72,000		72,000			72,000			
4	POOL LIGHTS		55,000		55,000			55,000	s		
5	SOCCER FIELD LIGHTING		8,000		8,000		8,000	f			
6	CAMERAS		30,000		30,000		30,000	c			
7	SOCCER FIELD PARKING						50,000	s			
8	SOCCER FIELD #2									250,000	s
10	RECREATION DOOR						16,000	c			
11	PLAYGROUND EQUIPMENT						40,000	c			
	TOTAL		674,000		674,000		153,000		127,000	500,000	250,000

a = assessments
 c = tax supported operating revenues
 f = federal aid
 n = self-sustaining loans
 r = self sustaining operating revenue
 s = state aid
 x = reserves
 z = tax supported loans

**INCORPORATED VILLAGE OF LYNBROOK
TENTATIVE SIX-YEAR CAPITAL PROGRAM
ASSESSING/BUILDING
2023/2024**

RECOMMENDED AND SCHEDULED FOR SIX-YEAR PERIOD

Project No.	Description of Project	Est. Change in Annual Operation ct	Total Estimated Costs	Cost of work Completed prior years	Cost Scheduled 6-yr Period	23/24		24/25		25/26		26/27		27/28		28/29		
1	OFFICE EXTENSION		75,000		75,000			75,000	c									
2	SCANNER		170,000	135,000	35,000	10,000	C			25,000	c							
					-													
					-													
	TOTAL		245,000	135,000	160,000	10,000		75,000		75,000								

- a = assessments
- c = tax supported operating revenues
- f = federal aid
- n = self-sustaining loans
- r = self sustaining operating revenue
- s = state aid
- x = reserves
- z = tax supported loans

TENTATIVE SIX-YEAR CAPITAL PROGRAM
 VILLAGE CLERK/COURT
 2023/2024

RECOMMENDED AND SCHEDULED FOR SIX-YEAR PERIOD

Project No.	Description of Project	Est. Change in Annual Operation ct	Total Estimated Costs	Cost of work Completed prior years	Cost Scheduled 6-yr Period	23/24		24/25		25/26		26/27		27/28		28/29	
1	Records Software-Clerk				15,000			15,000	c								
2	Court Ext.		70,000		70,000	35,000	s	35,000	s								
	TOTAL		70,000		85,000	35,000		50,000									

a = assessments
 c = tax supported operating revenues
 f = federal aid
 n = self-sustaining loans
 r = self sustaining operating revenue

s = state aid
 x = reserves
 z = tax supported loans

INCORPORATED VILLAGE OF LYNBROOK

**TENTATIVE SIX-YEAR CAPITAL PROGRAM
LIBRARY/CHANNEL 20
2023/2024**

RECOMMENDED AND SCHEDULED FOR SIX-YEAR PERIOD

Project No.	Description of Project	Est. Change in Annual Operation ct	Total Estimated Costs	Cost of work Completed prior years	Cost Scheduled 6-yr Period	22/23		23/24		24/25		25/26		26/27		27/28	
	TOTAL		-		-	-		-		-		-		-		-	

- a = assessments
- c = tax supported operating revenues
- f = federal aid
- n = self-sustaining loans
- r = self sustaining operating revenue
- s = state aid
- x = reserves
- z = tax supported loans

INCORPORATED VILLAGE OF LYNBROOK

2023/2024 Capital Request Summary

<u>Amount</u>	<u>Item</u>	<u>Budget</u>	<u>Existing bond</u>	<u>Reserves</u>	<u>Grant</u>	<u>Proposed Bond</u>
\$ 54,000	Fire Dept. Radios, etc.				\$ 54,000	
\$ 7,000	Fire Dept. Computers				\$ 7,000	
\$ 15,300	Fire Dept. Miscellaneous Tools	\$ 15,300				
\$ 5,000	Fire Dept. Hose	\$ 5,000				
\$ 85,000	Fire Chief Vehicle				\$ 85,000	
\$ 98,500	Fire Dept. Gear	\$ 98,500				
\$ 60,000	2 Police Cars (Neighborhood Aides)				\$ 60,000	
\$ 30,000	100 Trees	\$ 30,000				
\$ 275,000	Street Light Conversions (C D B G)				\$ 275,000	
\$ 28,500	DPW Roof/Garage Door/Carpet	\$ 28,500				
\$ 325,000	Rocklyn Ave. Repaving				\$ 325,000	
\$ 170,000	DPW HVAC/Fire Suppression					\$ 170,000
\$ 75,000	Playgrounds					\$ 75,000
\$ 10,000	Building Dept. Printer	\$ 10,000				

VILLAGE OF LYNBROOK
ANNUAL TOTAL ASSESSED VALUE
1987 - 2023

<u>YEAR</u>	<u>ASSESSED VALUE</u>
2023	\$ 152,974,115
2022	153,170,686
2021	153,079,783
2020	152,408,544
2019	152,507,367
2018	152,318,213
2017	152,432,377
2016	152,831,308
2015	158,530,915
2014	158,575,151
2013	159,094,705
2012	161,596,245
2011	162,165,503
2010	166,411,219
2009	168,597,488
2008	170,602,133
2007	174,097,804
2006	176,994,209
2005	177,570,409
2004	179,810,916
2003	182,759,166
2002	184,085,786
2001	186,443,109
2000	188,031,400
1999	190,211,581
1998	192,073,006
1997	196,578,473
1996	200,461,349
1995	202,395,068
1994	215,278,223
1993	216,063,130
1992	218,324,523
1991	220,938,872
1990	223,760,421
1989	226,630,588
1988	229,387,691
1987	228,974,954

**Inc. Village of Lynbrook
Snow Removal Expenses - Actual
Labor Overtime/Materials**

<u>Year</u>	<u>Overtime</u>	<u>Sand/Salt</u>
2023-2024 (Budgeted 3/20/23)	\$64,000	\$33,000
2022/2023	1,359	12,253
2021/2022	55,982	20,616
2020/2021	79,246	30,065
2019/2020	3,502	17,841
2018/2019	28,345	18,124
2017/2018	53,840	22,066
2016/2017	38,255	23,518
2015/2016	50,140	13,498
2014/2015	105,796	74,008
2013/2014	77,396	36,080
2012/2013	17,241	8,689
2011/2012	2,101	5,556
2010/2011	39,566	26,569
2009/2010	38,805	21,805
2008/2009	31,305	30,534
2007/2008	5,384	14,747
2006/2007	17,366	19,377
2005/2006	22,940	12,917
2004/2005	41,068	23,368
2003/2004	28,360	16,358
2002/2003	45,084	14,855
2001/2002	4,947	2,372
2000/2001	29,047	11,437
1999/2000	3,825	6,638
1998/1999	7,648	7,779

INCORPORATED VILLAGE OF LYNBROOK**Summary of Vehicle and Traffic Tickets
Moving Violations Issued 2016-2022**

Year	2016	2017	2018	2019	2020	2021	2022
January	958	1,727	1,456	940	1,436	1,234	1,047
February	1,040	1,427	1,347	727	1,182	1,085	861
March	1,253	1,520	1,314	936	761	1,372	1,161
April	1,161	1,555	1,290	1,016	24	1,372	1,217
May	1,369	1,756	1,047	1,119	470	1,323	947
June	1,542	1,510	1,155	1,159	728	1,131	994
July	839	897	659	1,150	747	797	845
August	770	908	535	1,002	913	766	772
September	1,770	1,456	1,199	1,069	1,102	1,201	1,068
October	1,902	1,198	1,185	1,197	1,148	1,098	1,159
November	1,434	1,505	1,173	1,114	1,140	996	899
December	1,272	1,293	770	946	896	718	730
Annual Totals	15,310	16,752	13,130	12,375	10,547	13,093	11,700

BUDGET BY FUNCTION

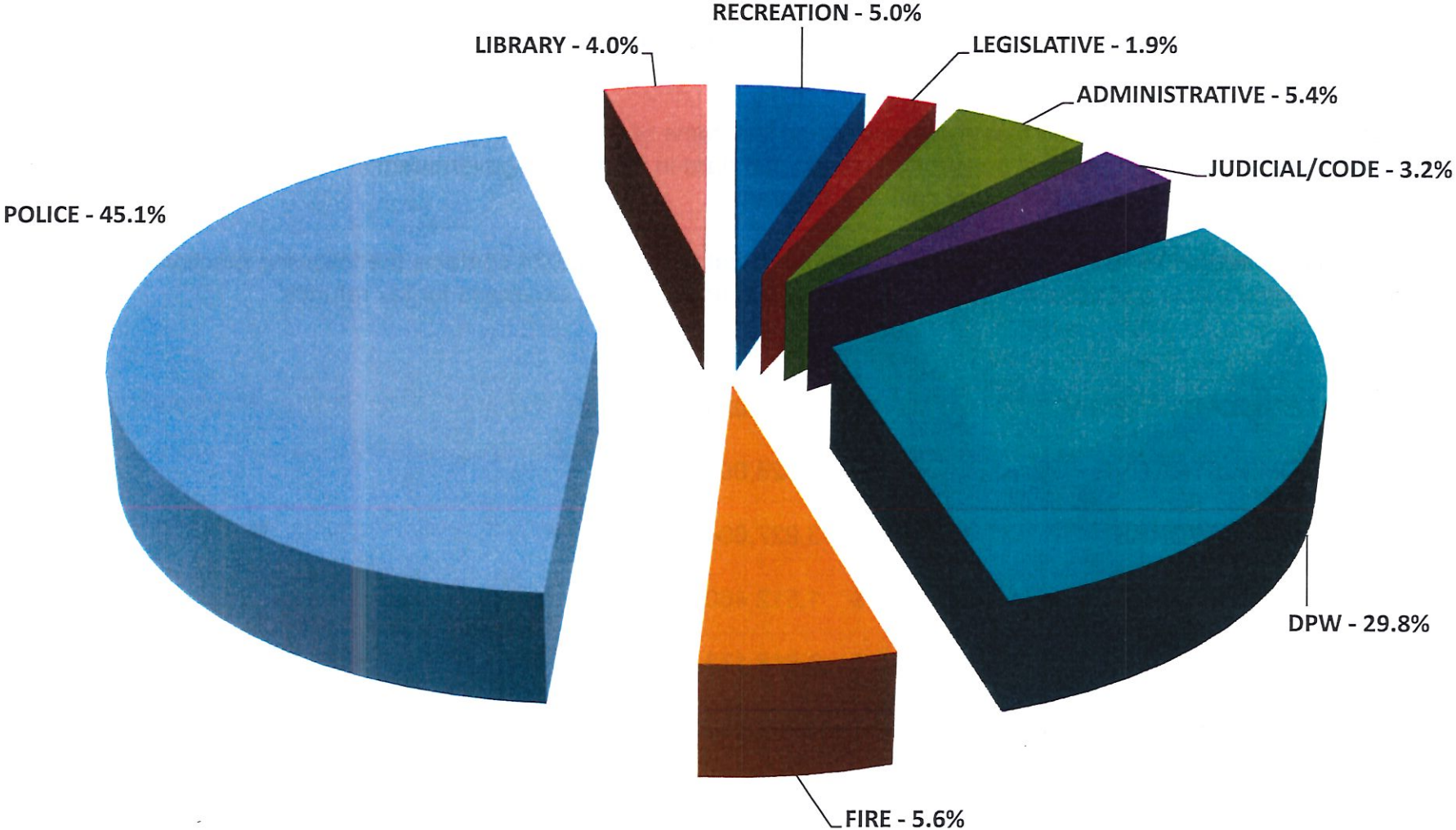
2023/2024

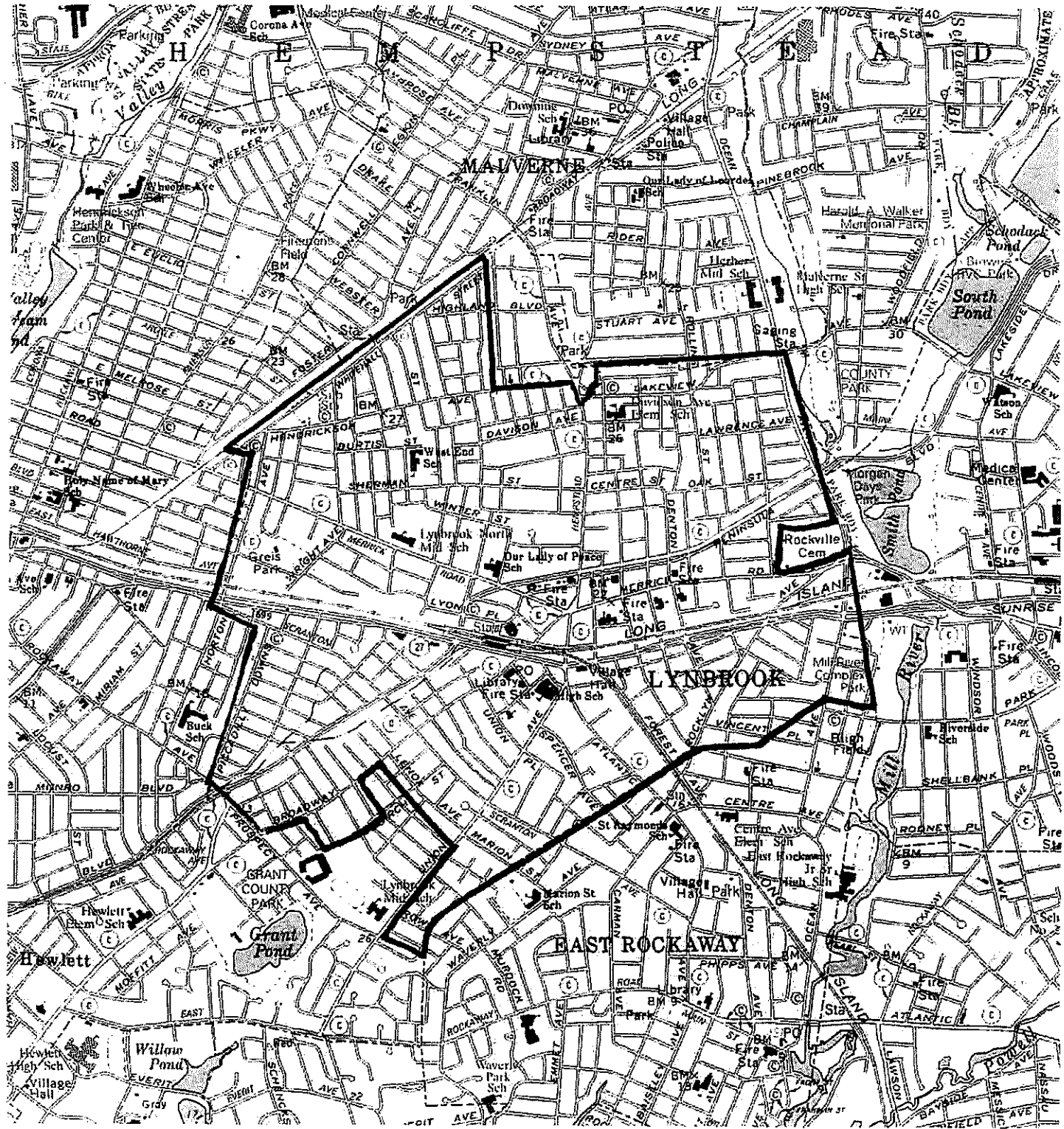
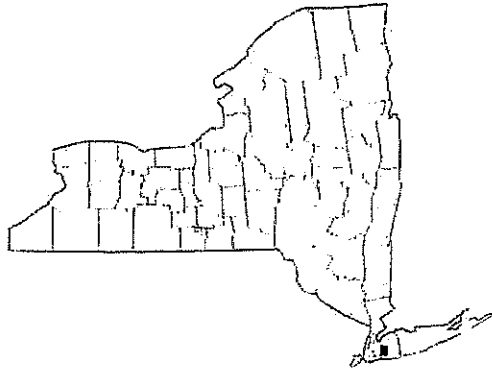
Functional budgeting is a method that groups individual line items of different budget categories to illustrate the global cost of a particular program. Functional budgeting became standard in the federal government in 1948 to give Congress and the public a useful summary of the actual cost of a program

The functional budget for the Village of Lynbrook for the fiscal year 2023/2024 contains the following functional program groups as noted below and does not include miscellaneous non-program expenses for tax refunds.

LEGISLATIVE/LEGAL	\$ 907,024
ADMINISTRATIVE	\$ 2,528,009
PUBLIC WORKS	\$ 13,927,604
JUDICIAL/CODE	\$ 1,512,460
FIRE PROTECTION	\$ 2,618,178
POLICE PROTECTION	\$ 21,091,788
RECREATION	\$ 2,362,303
LIBRARY	\$ 1,852,677

LYNBROOK, USA - FY 23/24 BUDGET ALLOCATION





A Brief History of Lynbrook

From *The History of Lynbrook*, by Arthur S. Mattson, Village Historian

For hundreds of years before English and Dutch settlers arrived, the Rockaway Indians, an Algonquin group, lived in the area we today know as Lynbrook. They called the place Rechqua-Akie, “a sandy place.” When the Europeans arrived in 1641, they re-named it Near Rockaway, from a mispronunciation of the Indian name. By 1785, there were 40 houses in the area, and in 1790 a Methodist church was constructed at Ocean Avenue and Merrick Road. The settlement became known as Parson’s Corners. Small farms spread westward toward the Five Corners – the intersection of Hempstead Ave., Merrick Rd., Broadway and Atlantic Ave – and the area around the Five Corners became known as Bloomfield.

Around 1830-40, a young businessman from East Rockaway, Wright Pearsall, opened a general store and post office at the Five Corners. His store prospered so much so that, by 1850 he and his family owned almost all the land around the Five Corners. The name Pearsall’s Corners took hold. In 1853, the Merrick Road was planked with hemlock boards and made into a toll road, providing a choice of ways to get from Lynbrook to New York City: by stagecoach-and-ferry or by packet boat from East Rockaway.

When the Southern Railroad extended its line through Pearsall’s Corners in 1867, it brought big changes. For starters, the railroad shortened the name of the hamlet to Pearsalls. Other changes were more profound. Previously, the village had an economy based primarily on shipping non-perishable goods such as milled wheat and corn to New York City and to more distant ports. But now the railroad enabled Lynbrook to pack and ship fresh farm produce and seafood direct to downtown Brooklyn and then on to New York City in just a few hours – for cash. For example, in the month of February, 1882 alone, 356,350 pounds of oysters were shipped from the Pearsalls railroad station. This new flow of commerce was not just one-way. Dry-goods-stores, restaurants and inns were opened in Pearsalls. By 1890, the hamlet had grown to over 2,000 residents, many of them daily commuters to jobs in downtown Brooklyn.

On April 4, 1894 a group of newcomers to Pearsalls pushed through a name change – to Lynbrook, which is “Brooklyn” with syllables transposed. The name was changed over the strenuous objections of many old-time residents. They continued to call the hamlet “Pearsalls” for another 25 years. Along with the new name, the newcomers brought about many improvements such as gas mains, electricity, and telephone lines.

The year 1911 formally marked the end of Lynbrook as a country hamlet. That is the year the Village of Lynbrook was incorporated. Within the next twenty years, bonds were issued to pave dirt roads with concrete, build a Municipal Building, and construct an all-brick High School and a neo-classical-style Library. By 1925, all the remaining farms had been subdivided into business and housing lots. That year Lynbrook was named the fastest growing village in Nassau County.

In recent years, a new library, village hall, recreation center and community pool have been constructed. The downtown business center has been revived with the help of a federal grant. For the past 20 years, with little land available for development, Lynbrook’s population has hovered around 19,500 to 20,000.